

# Why choose SDS Manager

## Getting started: Free version of SDS Manager

With [SDS Manager FREE](#), you can still effectively manage up to 200 Safety Data Sheets (SDS) and generate an SDS Binder file. The SDS Binder file includes an index with page numbers that are linked to the corresponding Safety Data Sheets, ensuring easy access and compliance with EHS regulations that require employees handling chemicals to have access to SDSs.

However, it's important to note that SDS Manager FREE comes with some limitations:

- Only one user can access and manage your online SDS library.
- Employees won't have the convenience of accessing Safety Data Sheets via QR codes; instead, they'll need to open the PDF file containing all your SDSs.
- You won't receive notifications when new revisions of SDSs in your library become available.

**In this article, we will show you how to get started on using SDS Manager FREE to manage your library of Safety Data Sheets (SDSs) and give your employees access using the SDS Binder We will cover the following areas:**

Step 1: Import your existing SDS files

Step 2: Add SDSs or Chemicals to your library by searching our database of 13Million+ Safety Data Sheets.

Step 3: Add your company logo to be shown on the SDS binder

Step 4: Generate the SDS Binders your employees use to access Safety Data Sheets

Step 5: Managing new revisions of Safety Data Sheets

### **Step 1: Import your existing SDS files**

If you currently have your SDS files stored on a file-share, you can easily import all your SDSs to SDS Manager.

You can simply zip your folder with SDS-files and import them to SDS Manager.

When SDS Manager imports the SDS files, we will analyze them and extract all the content found in the SDS tiles and make them available for you in your new SDS library.

It is pure magic, and SDS Manager is the only company that have such an import feature.

Click here to [open SDS Manager to import your zip file \(require login\)](#)

# Why choose SDS Manager

Search SDS in use and global database

## Import your SDS files

The SDS Manager offers a distinctive feature that allows you to easily populate your online library with Safety Data Sheets by directly importing PDF files (electronic versions of Safety Data Sheets). This eliminates the need for manual typing.

If your SDS files are organized in a folder hierarchy, you can compress the entire folder structure into a ZIP file. We will then automatically establish a location structure that mirrors your folder arrangement, adding the SDS to each location in a manner consistent with how they are stored on your file server.

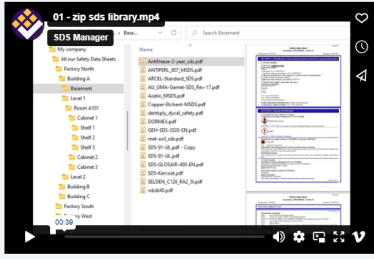
When SDS Manager imports the SDS files, we analyze and extract all the content found within the SDS files, making it accessible in your new SDS library.

Drop your PDF, ZIP or RAR files here

or

[Browse File](#)

In next step you will select the location you want to add the Safety Data Sheets to



Location	File	Product Name	Error	Status
ISAVIA	<a href="#">Shell Rimula R6 LM 10W-40.pdf</a>	Shell Rimula R6 LM 10W-40		Successfully Imported

To upload a single SDS file, you can drag and drop your file or browse in your system.

Click here to [open SDS Manager to add a single SDS-PDF file \(require login\)](#)

Dashboard

All my SDSes

My locations

**Manage SDS Library**

- Benedict GmbH (9)
- ISAVIA (59)
- SDSes (98)**
- WAYFINDER FAMILY S... (35)

Global SDS Search

SDS compliance

Manage QR codes

Substitutions

Risk assessment

See our guide on how to perform maintenance and management of your SDS library

SDS Library for Company H > SDSes

Filter by Product name, Supplier, CAS# or UFI#

[General](#) [Hazard](#) [Revision](#) [Risk](#) [Personalized view](#)

We discovered issues with one or more files during import. See details on the Import status page [Open import status page](#)

Product Name ↑	Supplier Name	Location	Signal word	Amount	Pictograms & Controls	Substance hazard H S E	Actions
DAZZLE SHINE CLASS CLEANER	National Purity US LLC	SDSes	Danger	N/A		H2 S2 E1	
DUXOLA POWER GEL	KREFTING & CO. AS	SDSes	Advarsel	N/A		H2 S1 E1	
Ethylene Glycol (MOPAR CONCENTRATE ANTIFREEZE/COOLANT 10 YEAR/150,000 MILE - EMBITTERED)	Not Available	SDSes	DANGER	N/A		H5 S1 E1	

Rows per page: 10 | 1-10 of 98

[+ Add Safety Data Sheet](#)

# Why choose SDS Manager

Dashboard

All m

My lo

Mane

medic

VIA (S

Ses (S

YFINI

Add

Imp

SDS

Arch

Glob

SDS

Mane

Subs

Risk assessment

68175336AA, 68175336AB, 68175338AA,  
68175338AB, 68175338AC, 68140983AB

brary

n imp  
us pa

Si

D:

Ac

D:

Close

## Add substance to SDSes

Search for Safety Data Sheet in our database of 13Million+ Safety Data Sheets.

Product, Supplier, CAS#, UFI#, EU No.

### Recently added

Shell Rimula R6 LM 10W-40 ISAVIA	<input type="button" value="Ekkert"/>	H1 S1 E1
Flügger Floor Varnish 45 ISAVIA	<input type="button" value="Hætta"/>	H1 S1 E1
Hempel's Uniprimer ISAVIA		H5 S2 E3

Already have the PDF-file of the Safety Data Sheet you want to add to your library?

You can also add the Safety Data Sheet to your library by simply uploading the PDF-file.

Drag and drop

Show other methods to add Safety Data Sheets to location

If you already have SDS-binders (PDF files that contain multiple SDS files) for each of your locations, you can simply upload the SDS-binder file to your SDS library.

We will automatically read the PDF you import and detect which SDSs are in the file and add them to the location.

## Step 2: Add SDSs or Chemicals to your library by searching our database of 13Million+ Safety Data Sheets.

You can manage your SDSs under "Manage SDS Library"

Click here to [open SDS Manager to manage your SDS library \(require login\)](#).

# Why choose SDS Manager

SDS Library for Company H > SDSes

Filter by Product name, Supplier, CAS# or UFI:

General Hazard Revision Risk Personalized view

We discovered issues with one or more files during import. See details on the Import status page [Open import status page](#)

Product Name ↑	Supplier Name	Location	Signal word	Amount	Pictograms & Controls	Substance hazard	Actions
DAZZLE SHINE GLASS CLEANER	National Purity US LLC	SDSes	Danger	N/A		H2 S2 E1	
DUXOLA POWER GEL	KREFTING & CO. AS	SDSes	Advarsel	N/A		H2 S1 E1	
Ethylene Glycol (MOPAR CONCENTRATE ANTIFREEZE/COOLANT 10 YEAR/150,000 MILE - EMBITTERED)	Not Available	SDSes	DANGER	N/A		H5 S1 E1	

Rows per page: 10 | 1-10 of 98 | [+ Add Safety Data Sheet](#)

To add a SDS for a product, simply search for the product name, then hover on the (+) icon and choose "Add Safety Data Sheet to YOURLOCATION".

## Add substance to RE Department

Search for Safety Data Sheet in our database of 11Million+ Safety Data Sheets.

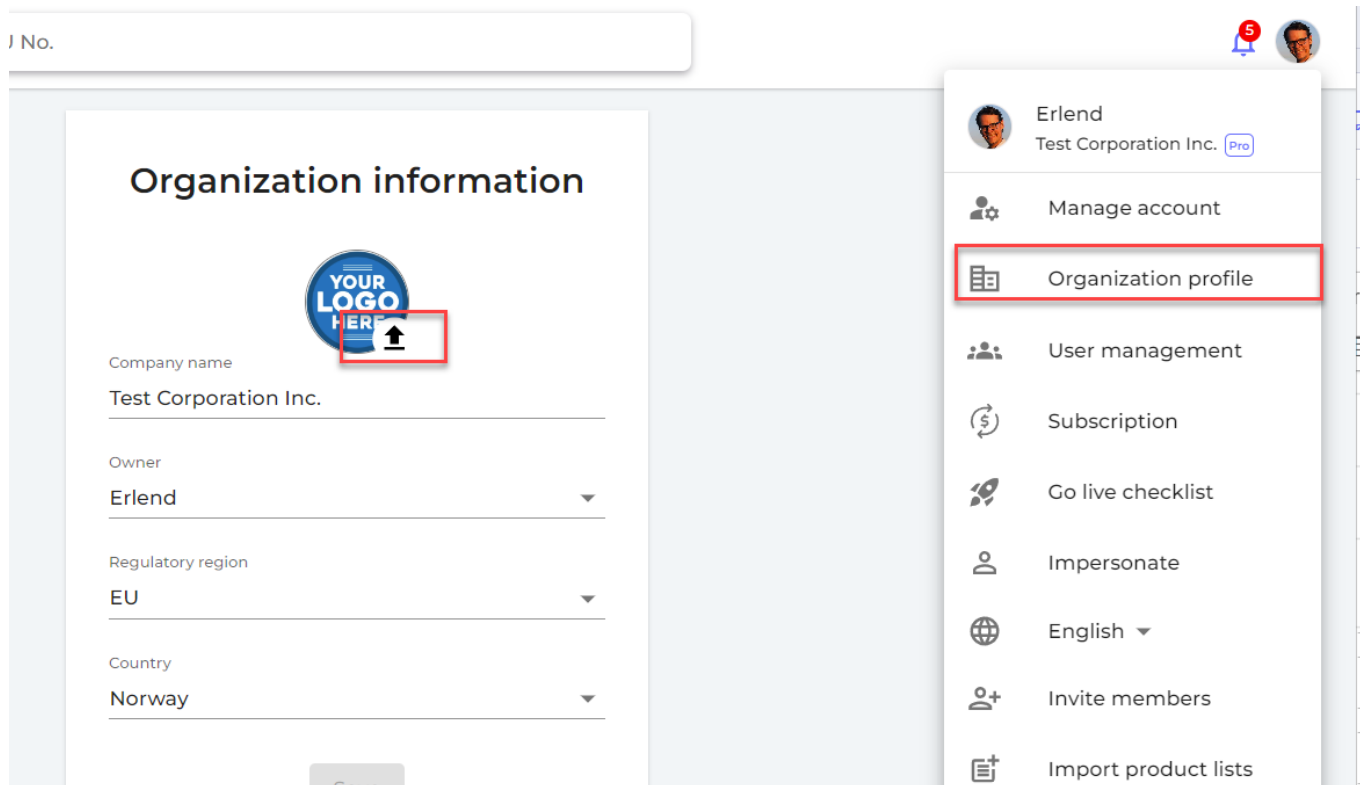
Language: English | Region: EU |  Search only among SDS in use by Test CC

Name	Supplier	Revision date	Regulation area	Language
CRC 8098 Foam Adhesive	CRC Industries	2019-01-11	EU	English
Add Safety Data Sheet to "RE Department"	is, Inc	2019-01-25		English
Add Safety Data Sheet to other locations	Co	2017-05-23		English
POLYURETHANE FOAM Aerosol	CRC Industries Europe bvba	2012-01-19	EU	English

## Step 3: Add your company logo to be shown on the SDS binder

You add your company logo on the [Organization profile page](#) (require login)

# Why choose SDS Manager

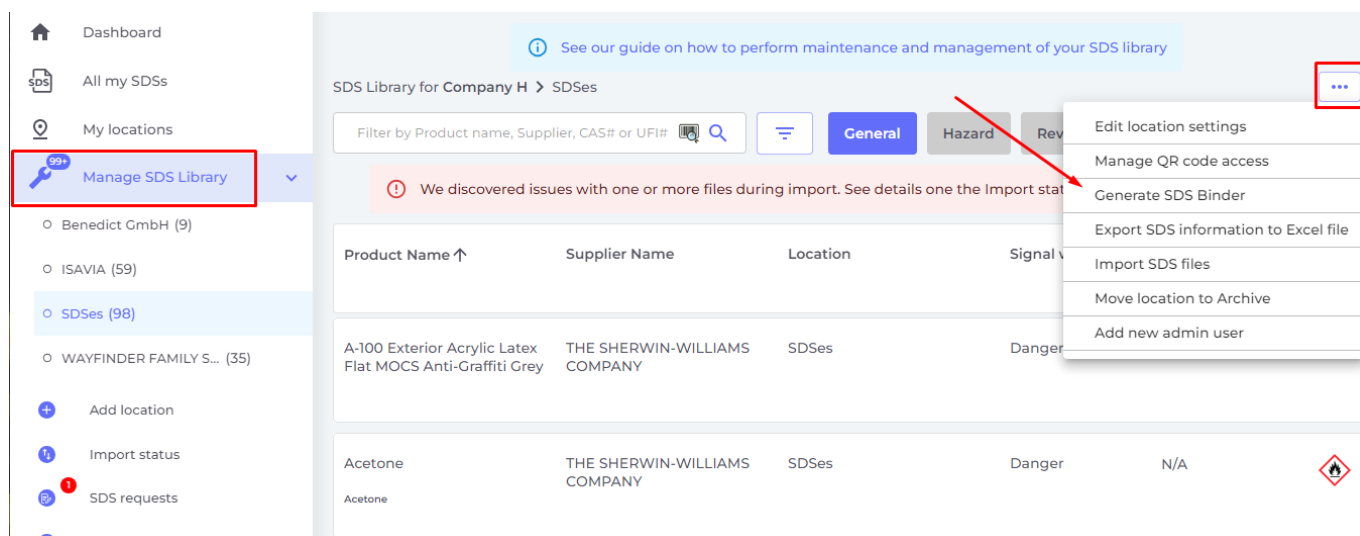


## Step 4: Print out SDS binders and share with your employees

With SDS Manager, you can create an SDS-Binder file that contains all Safety Data Sheets for a location by selecting "Generate SDS Binder" as shown on below image. If a location has sub-locations, you can create an SDS Binder file that contains all SDSs on a location including its sub-locations. Such a file is a convenient way to store a copy of your Safety Data Sheets to comply with the 10-year archive requirements.

The index of the SDS Binder file has page numbers that are linked to the page the corresponding Safety Data Sheet. Making the SDS Binder file available to your employees will help you comply with EHS regulations that require that employees that handle chemicals must have access to Safety Data Sheets.

From [Manage SDS Library menu](#) (require login) you can generate the SDS Binder file.



Below is an example of the index page of a MSDS-Binder created using SDS Manager.

The index of the SDS-Binder file lists all Safety Data Sheets in the binder file, including Signal Word

# Why choose SDS Manager

and pictogram and PPE icons found in the SDS. To access a Safety Data Sheet, the user simply opens the SDS Binder PDF file in a PDF reader and clicks on the page number as shown on the below picture.

Binder: Test Corporation Inc.

#	Product Name	Signal Word	Pictograms & Controls	Page
1	Clorox Cream Cleaner	Warning		3
2	Clorox Disinfecting Bleach	Danger		18
3	IPA	Fare		25
4	Isopropanol	Fare		31
5	KOLORSAFE DRY BASE NEUTRALIZER	Warning		44
6	Oxygen (0.0015-19.49%), Methane (0.0005-2.5%), Carbon Monoxide (0.001-0.09%), Hydrogen	Warning		63
7	Piccolo Reagent D			75
8	UNISSET 621-PART 2	Danger		82

A click on the page number will move binder to the Safety Data Sheet



The PDF reader will move to the page you clicked (82 in this example) where the Safety Data Sheet is found in the SDS-Binder file.

# Why choose SDS Manager



## UNISSET 621-PART 2

### Safety Data Sheet

according to Federal Register / Vol. 77, No. 58 / Monday, March 26, 2012 / Rules and Regulations  
Date of Issue: 5/14/2015 Revision date: 4/22/2022 Version: 1.4

#### SECTION 1: Identification

##### 1.1. Identification

Product form : Mixture  
Product name : UNISSET 621-PART 2  
Product code : 94080  
Other means of Identification : Polymeric MDI In Aromatic Solvent

##### 1.2. Recommended use and restrictions on use

Use of the substance/mixture : Urethane No-Bake Binder, Part 2

##### 1.3. Supplier

United Erie - Division of Alport II, Inc.  
1432 Chestnut Street  
Erie, PA, United States, 16502  
United States  
T 1-800-377-7561 - F 1-814-454-8996  
[herm-eh&s@interstatechemical.com](mailto:herm-eh&s@interstatechemical.com) - [www.unitederie.com](http://www.unitederie.com)

##### 1.4. Emergency telephone number

Emergency number : For 24-Hour Emergency Information Call Chemtrec: +1 (800) 424-9300

#### SECTION 2: Hazard(s) identification

##### 2.1. Classification of the substance or mixture

###### GHS US classification

Flammable liquids Category 4	H227	Combustible liquid
Skin corrosion/irritation Category 2	H315	Causes skin irritation
Serious eye damage/eye irritation Category 2A	H319	Causes serious eye irritation
Respiratory sensitization, Category 1	H334	May cause allergy or asthma symptoms or breathing difficulties if inhaled
Skin sensitization, Category 1	H317	May cause an allergic skin reaction
Carcinogenicity Category 2	H351	Suspected of causing cancer
Specific target organ toxicity (single exposure) Category 3	H335	May cause respiratory irritation
Specific target organ toxicity (repeated exposure) Category 2	H373	May cause damage to organs through prolonged or repeated exposure

Full text of H statements : see section 16

##### 2.2. GHS Label elements, including precautionary statements

###### GHS US labelling

Hazard pictograms (GHS-US) :



Signal word (GHS-US) :

Danger

Hazard statements (GHS-US) :

H227 - Combustible liquid  
H315 - Causes skin irritation  
H317 - May cause an allergic skin reaction  
H319 - Causes serious eye irritation  
H334 - May cause allergy or asthma symptoms or breathing difficulties if inhaled

4/22/2022 (Revision date)

EN (English US)

1/12

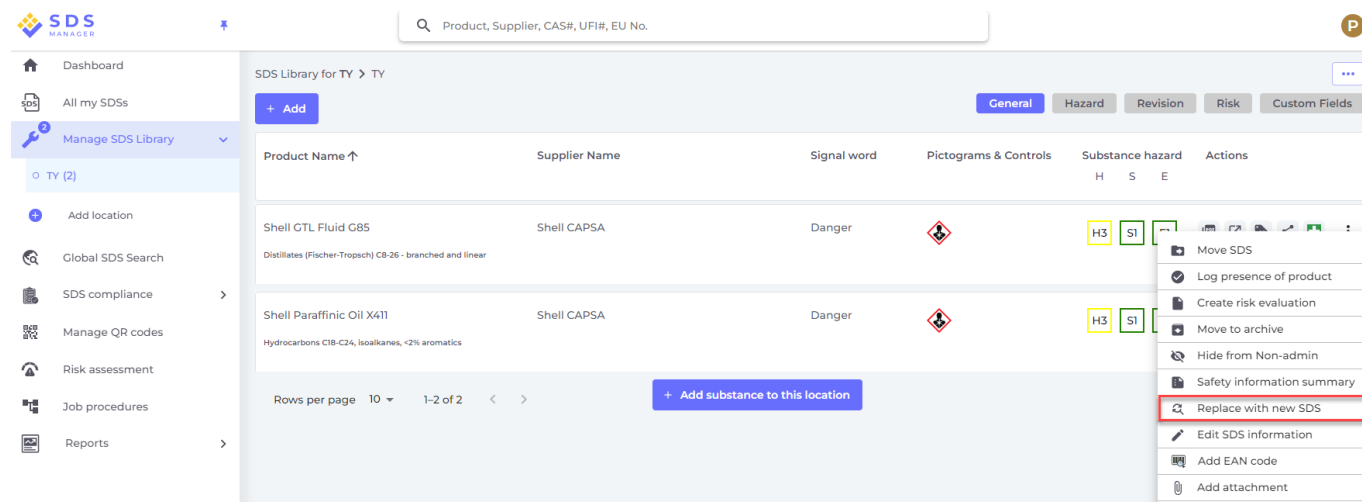
Click the below link see example of an SDS Binder File

## Step 5: Managing new revisions of Safety Data Sheets

# Why choose SDS Manager

The FREE version of SDS Manager will not notify you when there is an new revision of an SDS in your library. To get these notifications, you need a paid plan.

When you get an updated version of an Safety Data Sheet you are using, you can upgrade to the new version using the "Replace with new SDS" function shown below.



## Note for using the free version of SDS Manager:

Our [FREE version](#) is intended to be an efficient tool to help you manage your Safety Data Sheets and generate a digital SDS Binder file. The SDS Binder file should be made available for employees to comply with EHS regulations that require employees handling chemicals to have access to Safety Data Sheets.

On our [FREE plan](#) you are not allowed to share online access to SDS Manager with your employees using our QR code or sharing login credentials.

Unique solution ID: #1140

Author: n/a

Last update: 2024-11-21 05:53