

SDS Inventory Manager in use

How can I add chemicals to SDS Manager without an SDS?

You can manually enter the product/chemical information without a SDS.

Open 'Manage SDS Library' and choose a location for this new product.

Then, click 'Add Safety Data Sheet' and select 'Show other methods to add Safety Data Sheets to location.'

SDS Library for Company H > SDSes

Filter by Product name, Supplier, CAS# or UFI#

General Hazard Revision Risk Personalized view

We discovered issues with one or more files during import. See details on the Import status page [Open import status page](#)

Product Name ↑	Supplier Name	Signal word	Amount	Pictograms & Controls	Substance hazard H S E	Actions
DAZZLE SHINE GLASS CLEANER	National Purity US LLC	Danger	N/A		H2 S2 E1	
DUXOLA POWER GEL	KREFTING & CO. AS	Advarsel	N/A		H2 S1 E1	
Ethylene Glycol (MOPAR CONCENTRATE ANTIFREEZE/COOLANT 10 YEAR/150,000 MILE -EMBITTERED) <small>6816384AA, 6816384AB, 68175336AA, 68175336AB, 68175338AA, 68175338AB, 68175338AC, 68140983AB</small>	Not Available	DANGER	N/A		H5 S1 E1	

Rows per page 10 1-10 of 98

+ Add Safety Data Sheet

Search for Safety Data Sheet in our database of 13Million+ Safety Data Sheets.

Product, Supplier, CAS#, UFI#, EU No.

Recently added

- Shell Rimula R6 LM 10W-40
- Flügger Floor Varnish 45
- Hempel's Uniprimer

Already have the PDF-file of the Safety Data Sheet you want to add to your library?

You can also add the Safety Data Sheet to your library by simply uploading the PDF-file.

Drag and drop


Show other methods to add Safety Data Sheets to location ^

- UPLOAD FROM URL** I know the URL where the Safety Data Sheet can be downloaded from the internet.
- MANUALLY ENTER PRODUCT** I cannot find any Safety Data Sheet file for my product. Until I get the Safety Data Sheet file, I want to store all the product information I know. The Safety Data Sheet file can be added later.
- IMPORT SDS-BINDER** I have a PDF-SDS Binder with all Safety Data Sheets I want to import to this location.
- IMPORT ZIP-FILE** I have all Safety data sheet files for this location in a folder on my PC. I have compressed the folder to a zip file and want to import them to this location.

Select 'Manually enter product', fill out your product information, then click 'Save'.

SDS Inventory Manager in use

Add request for Safety Data Sheet ✕



Take a picture of product label (optional)


Product Name*

Distributor name

Manufacturer Name

Product Code

Purchase Year

EAN code 

URL to the distributors product page where the product can be ordered

SDS Request status

New ▼

This approach is employed to provide details about a product for which you currently do not have the SDS file. Please reach out to your supplier to obtain the SDS.

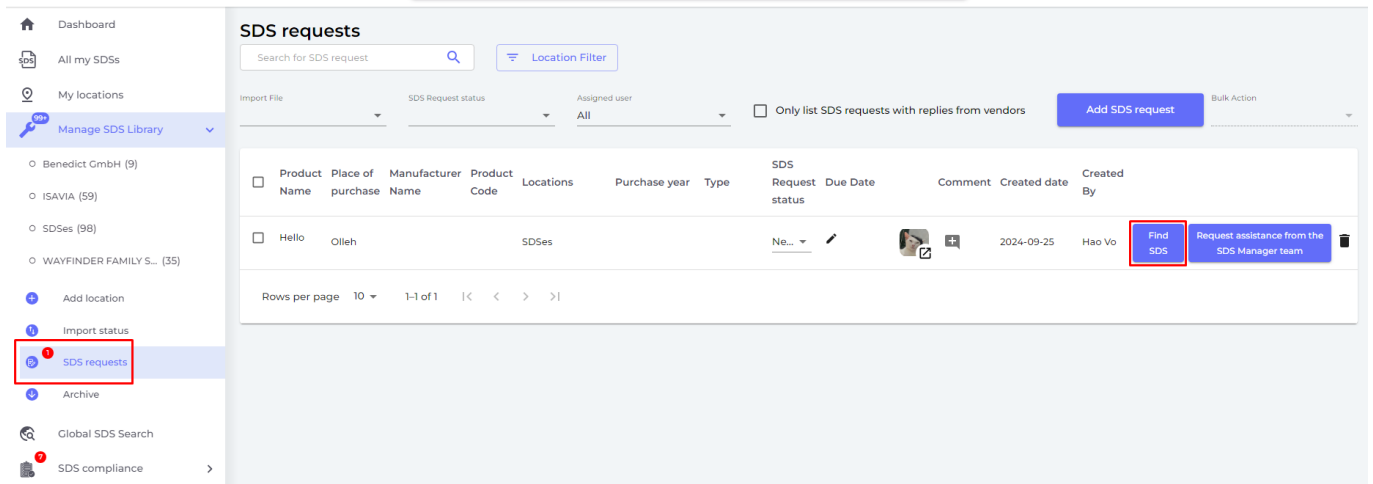
Once you receive the PDF file from your supplier, go to our page for [SDS Requests](#) and upload the received SDS file.

You can later find a SDS for your product from '[SDS Requests](#)' ([require login](#)) page.

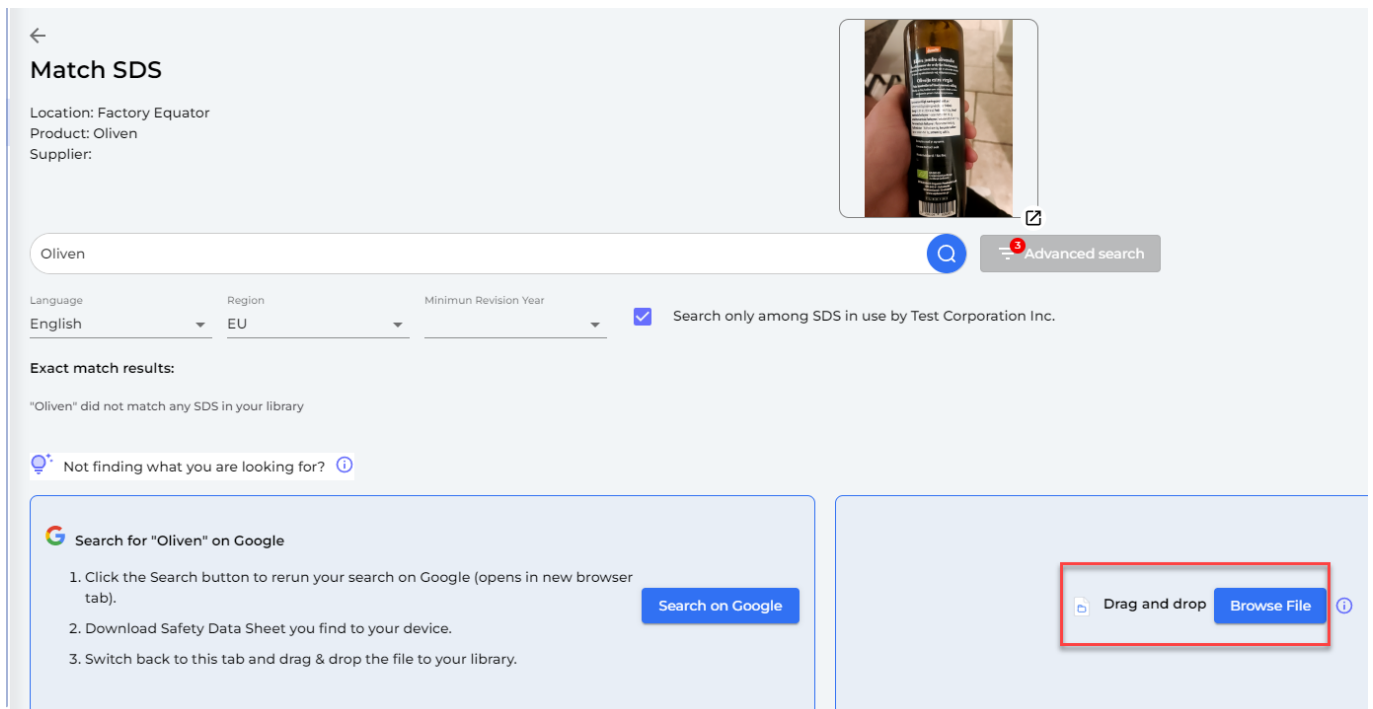
After the product information is saved, you can email the supplier of the product for the SDS PDF file, they will be willing to send you the SDS file.

When you have already obtained the SDS file, in 'Manage SDS library' menu, select 'SDS request' then click 'Find SDS' for the product.

SDS Inventory Manager in use



The below dialog appears after you click "Find SDS" - here you can upload the file you have.



If you have a large number of products you need to import, SDS Manager are more than willing to offer assistance in setting up your library of SDSs.

Unique solution ID: #1038

Author: n/a

Last update: 2024-10-03 09:34