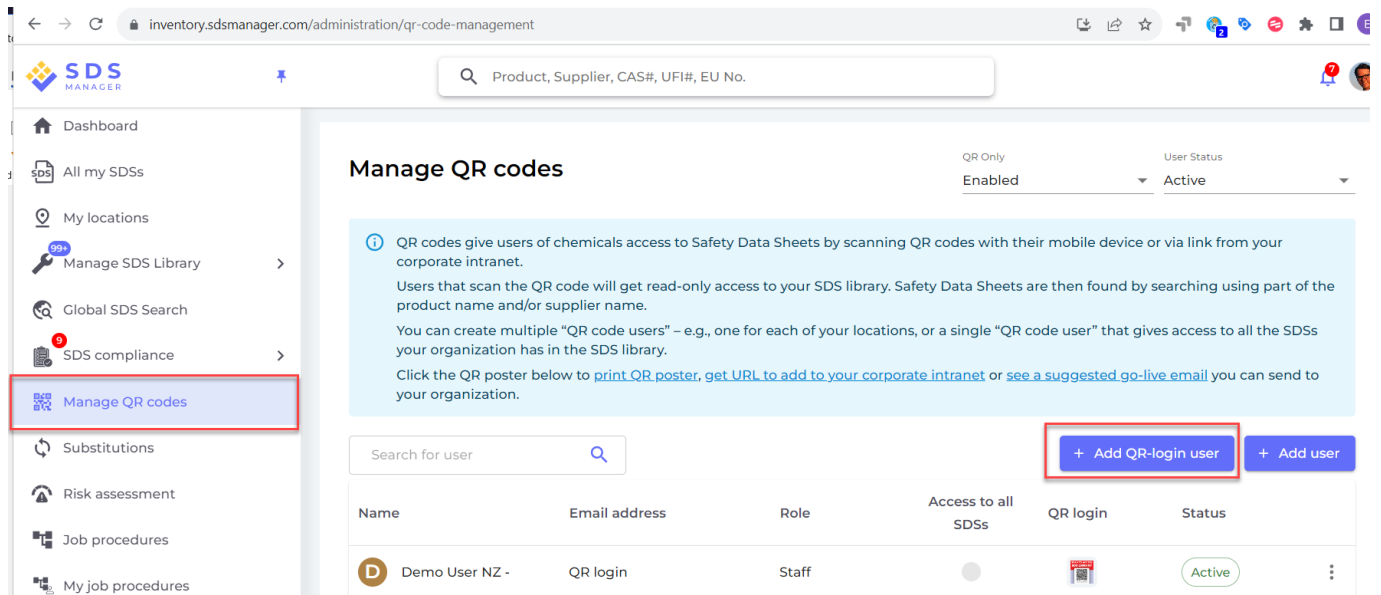


SDS Inventory Manager in use

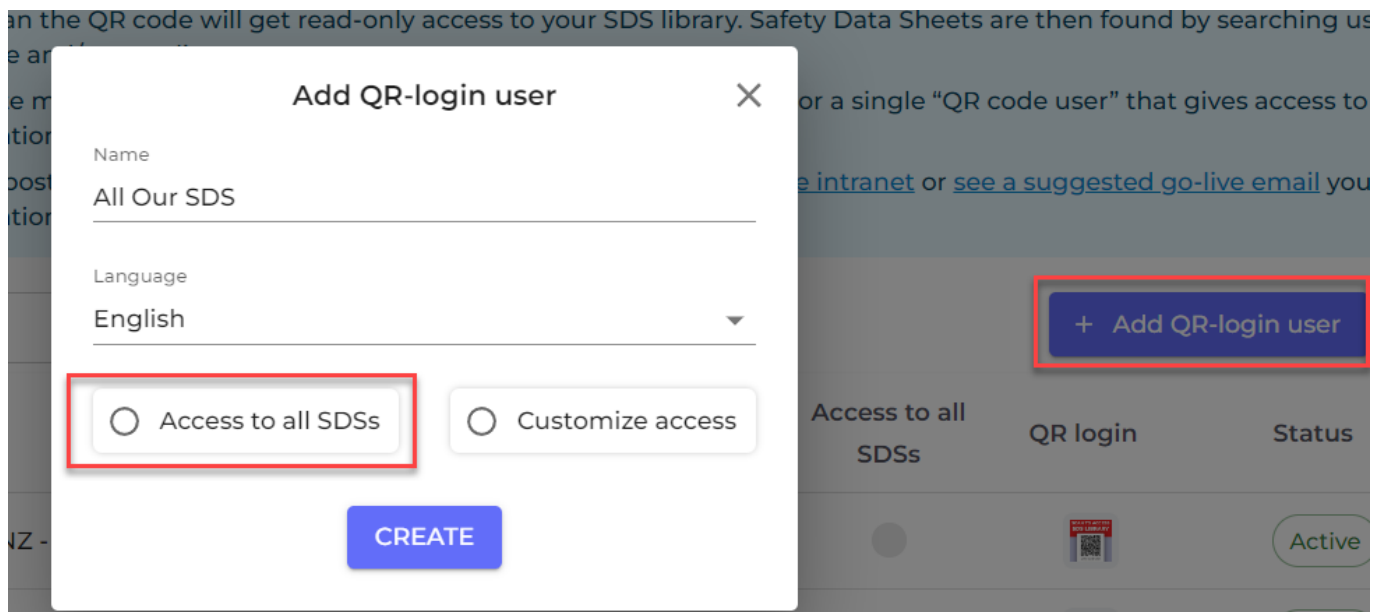
How can our employees access our SDS library By scanning QR Code poster?

A common user for all employees can be created and logged in by a QR code generated by SDS Manager. This user will have 'read-only' access and cannot make any changes to SDS.

To create a QR code user, open [Manage QR codes page \(require login\)](#) and click Add QR login user

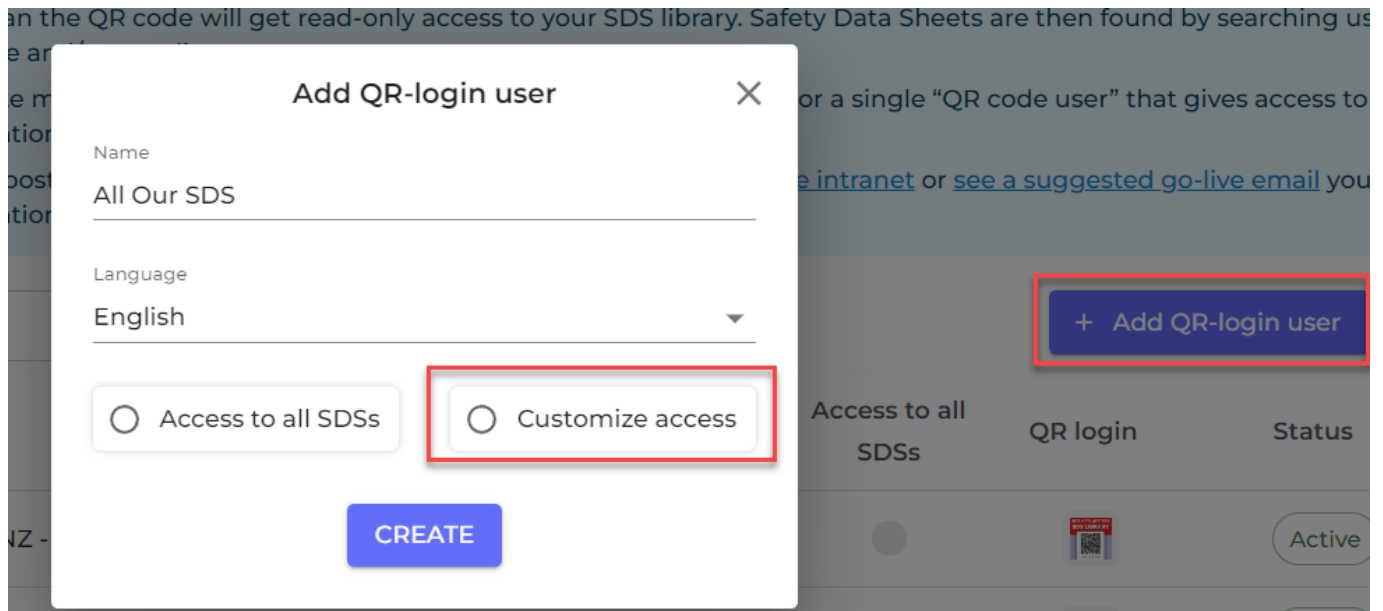


If you want the QR code to give access to all SDSs in your organization, you select "Access to all SDSs"

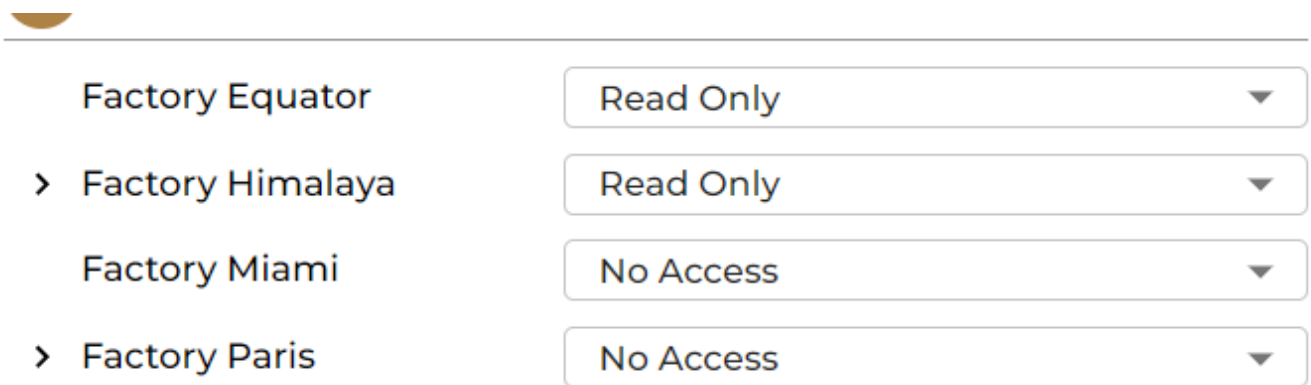


If the QR code should only have access to SDS on some of the SDSs in your company, select "Customize access".

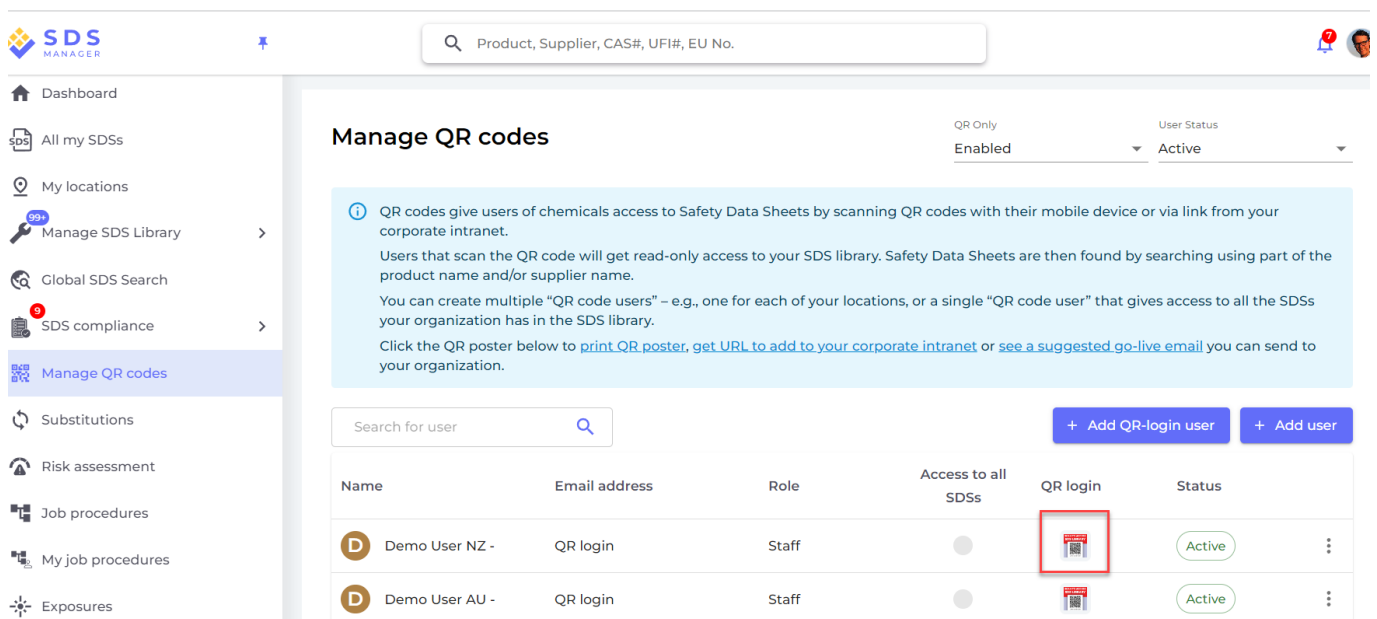
SDS Inventory Manager in use



When choosing "Customize access" you will be directed to a page where you can set what locations the QR code should give access to.



Click the QR icon to print the QR code poster or get access to the link you can post on your intranet.



SDS Inventory Manager in use

Login QR Code
Please choose a print layout



Scan QR code to access SDS Library



All Our SDS -



[Preview SDS library for this code](#)

[Print QR code for login](#)

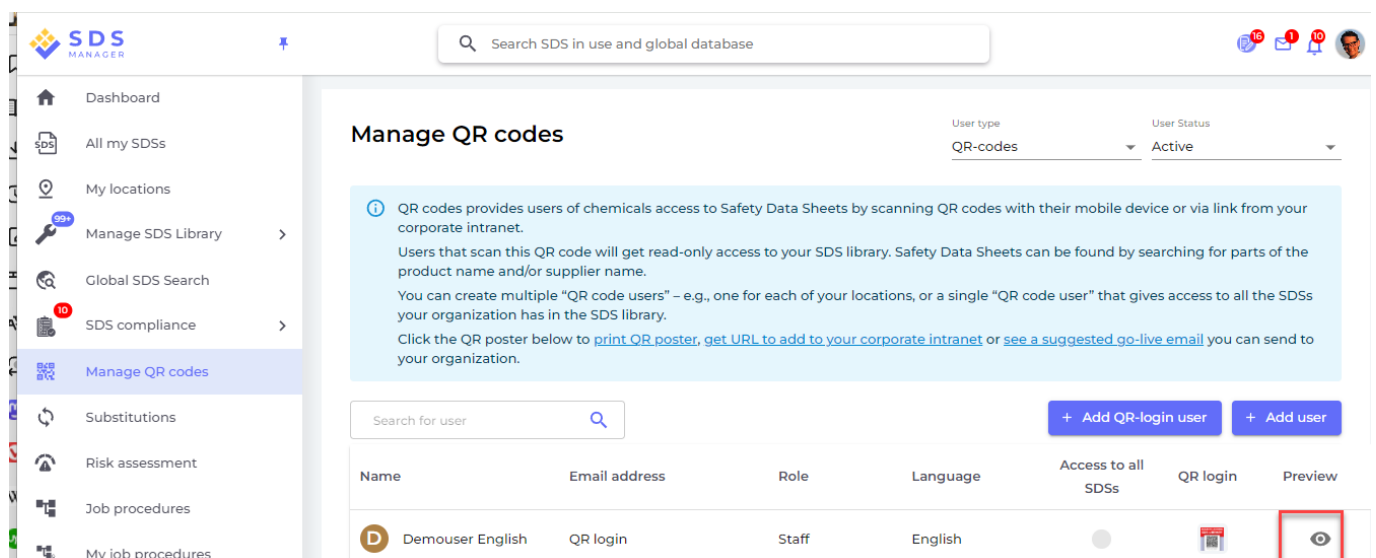
[Copy URL to clipboard](#)

*You can use the URL of the QR code to add a link to the SDS library on your Intranet.

[Email access link to your team](#)

[Disable QR code login](#)

By clicking the preview icon shown below, a new browser window will open that preview what the users that scan the QR poster will see on their device.



Manage QR codes

User type: QR-codes | User Status: Active

QR codes provides users of chemicals access to Safety Data Sheets by scanning QR codes with their mobile device or via link from your corporate intranet. Users that scan this QR code will get read-only access to your SDS library. Safety Data Sheets can be found by searching for parts of the product name and/or supplier name. You can create multiple "QR code users" – e.g., one for each of your locations, or a single "QR code user" that gives access to all the SDSs your organization has in the SDS library. Click the QR poster below to [print QR poster](#), [get URL to add to your corporate intranet](#) or [see a suggested go-live email](#) you can send to your organization.

Search for user:

[+ Add QR-login user](#) [+ Add user](#)

Name	Email address	Role	Language	Access to all SDSs	QR login	Preview
Demouser English	QR login	Staff	English	<input type="checkbox"/>		

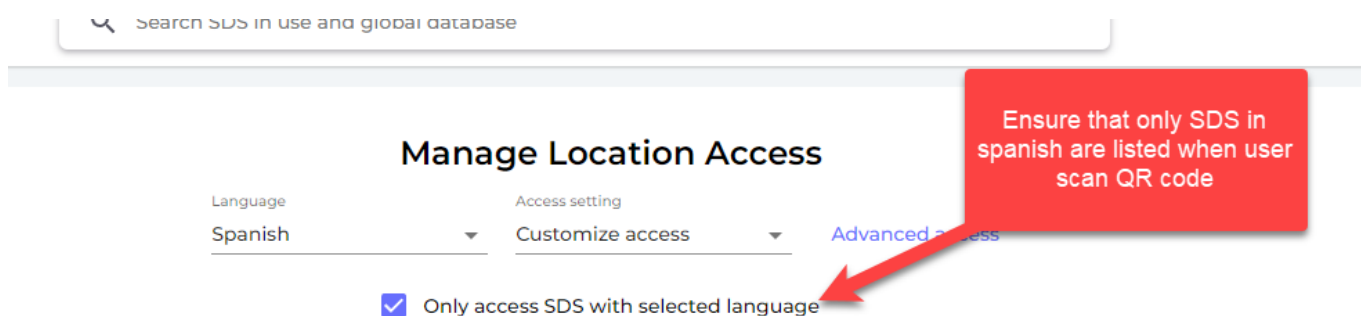
SDS Inventory Manager in use

Multilingual support

You can create QR posters in multiple languages. This way employees speaking e.g. Spanish will access your SDS library with a Spanish GUI



If you add SDS for multiple languages, you can set option on the QR code user that only SDS with same language as set on the QR code user will be shown to users that scan the QR code



Unique solution ID: #1076

Author: n/a

Last update: 2024-09-27 18:04

Page 4 / 4

© 2024 SDS Manager <eb@aston.no> | 2024-11-24 07:45

URL: <https://faq.sdsmanager.com/content/26/293/en/how-can-our-employees-access-our-sds-library-by-scanning-qr-code-poster.html>