

SDS Inventory Manager in use

See SDS Manager in daily use - from employee perspective

Access the SDS library

With SDS Manager, you can get easy access to your SDS library and all safety information by simply scanning a QR code poster.

Many of our customers also use tablets where SDS Manager is installed. We can help installing Kiosk software on the tables to only allow the tablet to be used for access to Safety Data Sheets, and automatically open your SDS library when powered on.

SDS Manager is specialized to be used on mobile phones

Since we extract all information from the PDF files in a structured format, information is available in a readable format that also works well on mobile phones.

SDS Inventory Manager in use

The image to the left is the SDS list which read-only users will see and to the right is a detailed view of one SDS.

The screenshot displays the 'SDS Library for Owner X' interface. At the top, there is a search bar with the placeholder text 'Filter by Product name, Supplier, CAS# or UFI' and a magnifying glass icon. Below the search bar is a 'Filter' button with a funnel icon. A row of tabs is visible: 'General' (selected), 'Hazard', 'Revision', 'Risk', and 'Custom Fields'. The main content area shows three SDS entries:

- Entry 1:** $\leq 0.1\%$ HCL/Air. Supplier: Calgaz Ltd. Department: Department Z. Quantity: 100000 (qt). Hazard level: Warning. Risk codes: H1, S4, E1. Icons: Corrosive, Harmful.
- Entry 2:** = 0.1 mol/l (0.1 N) Titrisol. Supplier: Sigma-Aldrich Pte Ltd. Department: SUS Department. Quantity: 4535.929094 (kg). Hazard level: Danger. Risk codes: H3, S5, E5. Icons: Oxidizing, Corrosive, Harmful, Environment, No flame, No water.
- Entry 3:** $\leq 0.1\%$ NO2 $\leq 0.1\%$ CO//N2. Supplier: Calgaz Ltd. Department: SUS Department.

Each entry includes a row of action icons: PDF, Share, Tag, Edit, Link, Add, Remove, and a menu icon.

SDS Inventory Manager in use




Health risk rating:



Safety risk rating:



Environmental risk rating:



Need approval

Approve

Show rows where SDS has no information

General Information

Product name:

1,2-Dichlorobenzene

Product Synonyms:

Chemical Formula:

C₆H₄Cl₂

CAS N°:

95-50-1

Date of Issue:

2021-06-24

Icons in PDF:

Company Information

supplier name:

AccuStandard, Inc

e-mail address of the competent person responsible for the Safety Data Sheet:

edocs@accustandard.com

GHS Information

SDS Inventory Manager in use

Easy for employees to find Safety Data Sheets in your SDS library

To find SDS for a product in your SDS library, simply enter a few keywords from the product name, supplier name or product code.

The screenshot displays the 'SDS Library for Owner X' interface. At the top, a search bar contains the text 'accu' with a magnifying glass icon to its right. Below the search bar is a 'Filter' button with a funnel icon. A row of tabs includes 'General' (highlighted in blue), 'Hazard', 'Revision', 'Risk', and 'Custom Fields'. Two search results are shown:

- 1,2-Dichlorobenzene**
Supplier: **AccuStandard, Inc** (highlighted with a red box)
Hazardous Area: 100 (kg)
Warning: H4, S1, E1 (each in a colored box)
Icons: GHS hazard symbols (flame, exclamation mark, health hazard, environment, corrosive, oxidizing, gas cylinder, biohazard, skull and crossbones) and PPE symbols (goggles, gloves, respirator, suit).
Action icons: PDF, print, share, edit, add, delete, and a menu icon.
- Benzene**
Supplier: **AccuStandard, Inc** (highlighted with a red box)
Hazardous Area: H5, S3, E1 (each in a colored box)
Icons: GHS hazard symbols (flame, exclamation mark, health hazard).
Action icons: PDF, print, share, edit, add, delete, and a menu icon.

When no SDS is found in your library using the search keywords, SDS Manager will automatically search its global database of over 14 million safety data sheets. This serves as a valuable fallback, allowing your employees to likely find SDS for products that haven't yet been added to your library. This feature not only helps ensure continuous access to critical safety data but also significantly improves your chances of passing regulatory inspections by ensuring all required SDS are available.

SDS Inventory Manager in use

SDS Library for Test Corporation Inc. ...



















wd-40 fast X 🔍

YOUR COMPANY
— LOGO INC.

i **wd-40 fast** did not match any SDS in SDS library for Test Corporation Inc.

Search results found in Global database, covering 13Million+ SDSs

Exact match search results:

Name	Product code	Supplier	Revision date	Regulation area	Language	Actions
+ WD-40 Specialist Fast		WD-40 Company	2021-10-22		English	     
+ WD-40 SPECIALIST Fast Release		Hashahal, Inc	2021-04-21		English	     
+ Specialist Fast Acting Degreaser		Hashahal, Inc	2021-04-16		English	     

Request Safety Data Sheet to be added to company library

Any employee can request that a missing SDS be added to your library. When an SDS request is made, the SDS library administrator will receive an email notification, ensuring the request is promptly addressed.

Access to Hazard information

On the Hazard tab, only H and P codes are showing in the SDS list. Click on the SDS in the list to see a panel with details of the codes.

SDS Inventory Manager in use

General **Hazard** Revision Risk Custom Fields


Product Name: 1,2-Dichlorobenzene

Product Synonyms:

Supplier Name: AccuStandard, Inc




Location: Hazardous Area





Signal word: Warning

Pictograms:  

Hazard statements: H227, H302, H315, H319, H371, P202, P233, P262, P264, P280, P284, P331, P338, P360, P404

Hazard category abbreviation:


PPE/Controls:     


SDS Inventory Manager in use

Hazard statements:



Code	Statements
H227	Combustible liquid
H302	Harmful if swallowed 
H315	Causes skin irritation
H319	Causes serious eye irritation
H371	May cause damage to organs (or state all organs affected, if known)(state route of exposure if it is conclusively proven that no other routes of exposure cause the hazard)

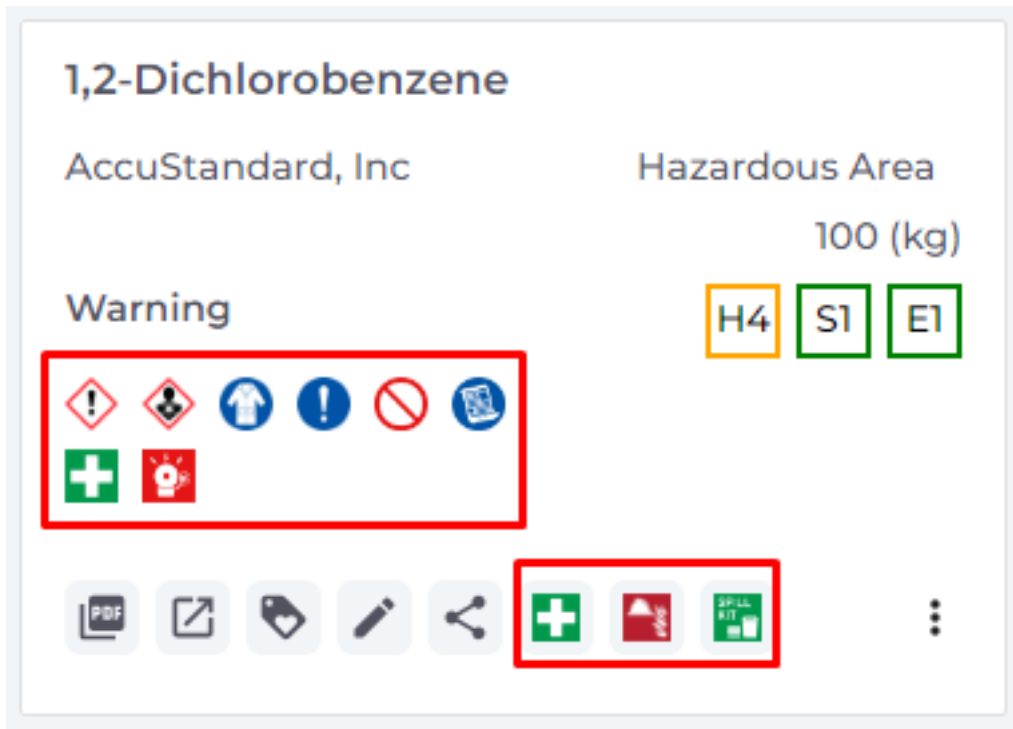
Precautionary statements:

Code	Statements
P202	Do not handle until all safety precautions have been read and understood.
P233	Keep container tightly closed.

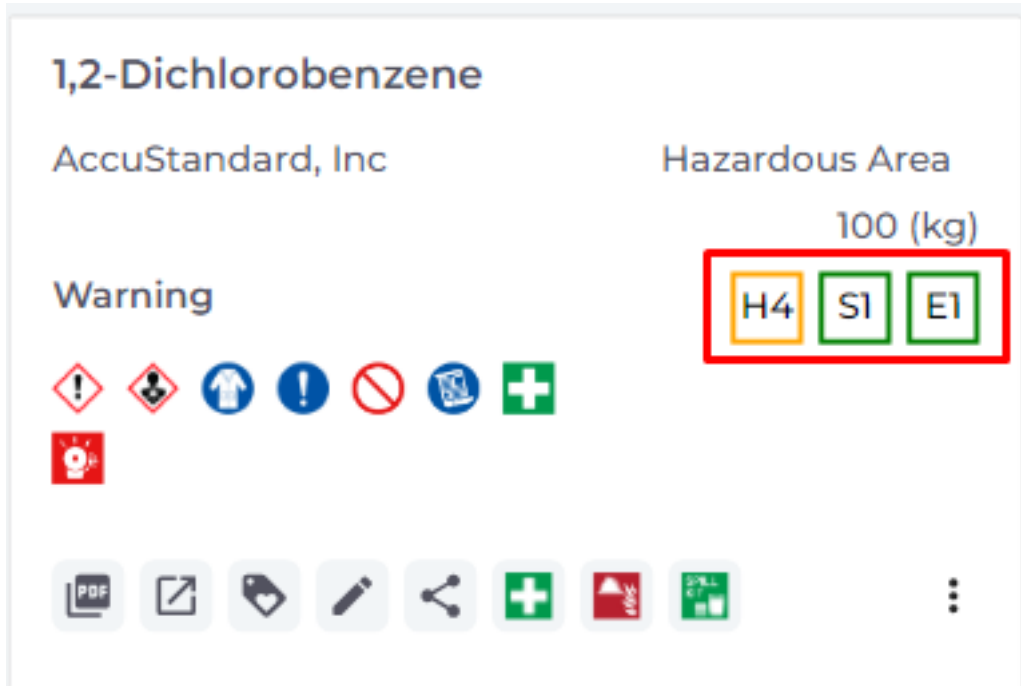
First Aid measures, Firefighting measures and Accidental release measures. SDS Manager also extracts PPE icons from the SDS and shows them to users.

In the SDS list, there are convenient quick buttons to

SDS Inventory Manager in use



All SDSs are given an rudimentary ratings for Health hazard, Safety hazard and Environmental hazard based on a scale from 1 to 5. The rating is done based on H and P codes found in the SDS file. These ratings will give some idea about the hazard levels associated with a product.



With our module for SDS risk assessment, you can create hazard ratings for your organization's use and storage situations.

Secondary container labels

For particular hazardous substances or when secondary containers are used, SDS Manager allows

SDS Inventory Manager in use

you to create labels in 15 different sizes.

These labels have QR codes that allow users to direct access to the SDS of the product. H and P codes are shown on the labels, as well as PPE icons found in the SDS.

1,2-Dichlorobenzene

Company name: AccuStandard, Inc
Signal Word: Warning



View PDF



Edit Amount

Hazard statements

H227: Combustible liquid ; **H302:** Harmful if swallowed ; **H315:** Causes skin irritation ; **H319:** Causes serious eye irritation ; **H371:** May cause damage to organs (or state all organs affected, if known)(state route of exposure if it is conclusively proven that no other routes of exposure cause the hazard) ;

Precautionary statements

P202: Do not handle until all safety precautions have been read and understood. ; **P233:** Keep container tightly closed. ; **P262:** Do not get in eyes, on skin, or on clothing. ; **P264:** Wash ... thoroughly after handling. ; **P280:** Wear protective gloves/protective clothing/eye protection/face protection/hearing protection/... ; **P284:** [In case of inadequate ventilation] wear respiratory protection. ; **P331:** Do NOT induce vomiting. ; **P338:** Remove contact lenses, if present and easy to do. Continue rinsing. ; **P360:** Rinse immediately contaminated clothing and skin with plenty of water before removing clothes. ; **P404:** Store in a closed container. ;





Emergency agency name: CHEMTREC
Emergency agency phone number: 1-800-424-9300

Access to detailed information from the Safety Data Sheets

For users that need access to more detailed information from the Safety Data Sheets, they can configure what data from the SDS to be shown.

Below is an example where a user has configured the system to show the Boiling point on all products.

SDS Inventory Manager in use

SDS Inventory Manager in use

Users have access to the original Safety Data Sheet file by clicking on the "PDF" icon. As shown below, the PDF version is much less readable on a mobile phone than the extracted view of the data that SDS Manager present to the users.

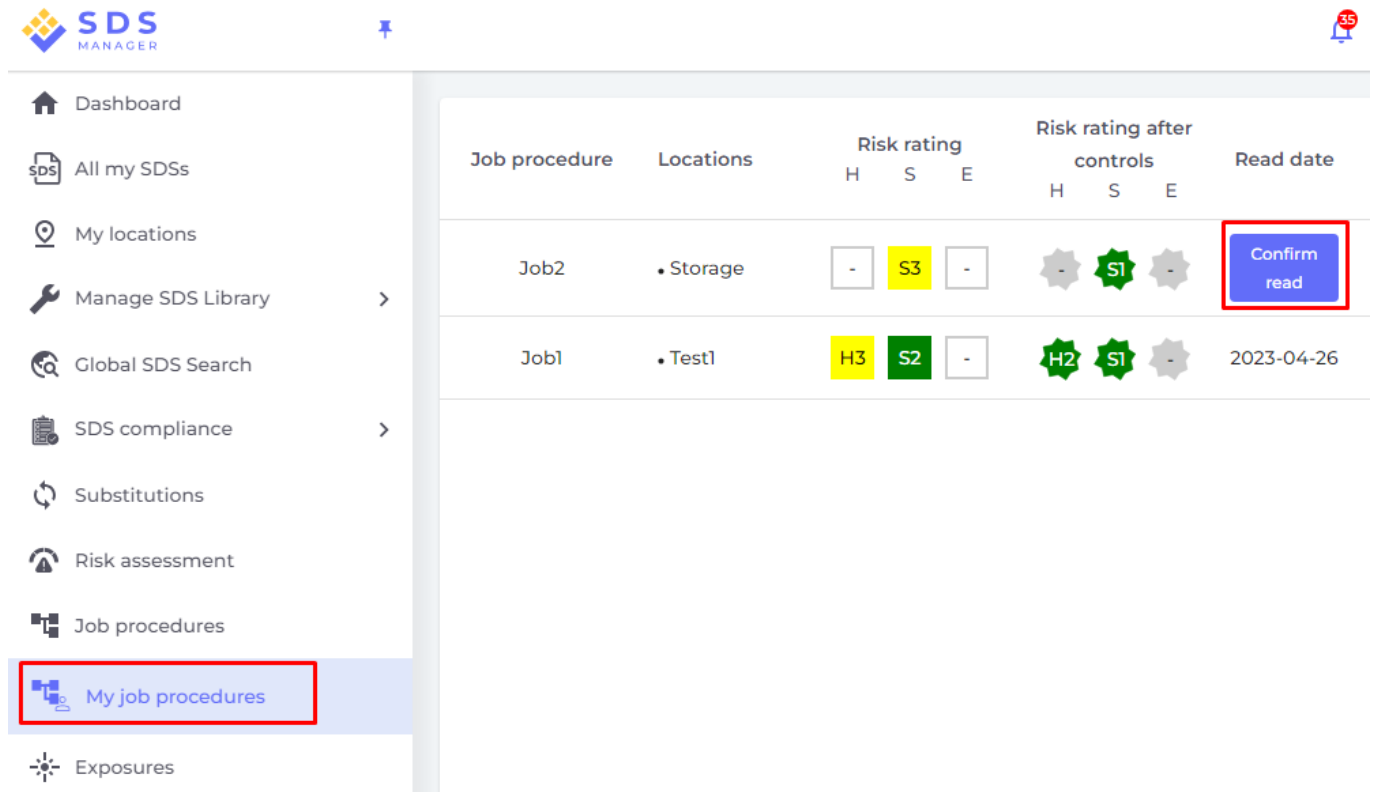
SDS Inventory Manager in use

SDS Inventory Manager in use

SDS Risk assessment and Job procedures

If you are using SDS Manager to create risk assessment and Job hazard analysis, employees can get easy access to required PPEs and QR codes to read detailed instructions.

When users are assigned to a job procedure, you can require them to register a read-receipt (Confirm read). The read-receipt will be the documentation that the users have read the procedures and are informed about PPE and controls.



The screenshot shows the SDS Manager interface. On the left is a navigation menu with items: Dashboard, All my SDSs, My locations, Manage SDS Library, Global SDS Search, SDS compliance, Substitutions, Risk assessment, Job procedures, My job procedures (highlighted with a red box), and Exposures. The main content area displays a table with the following data:

Job procedure	Locations	Risk rating			Risk rating after controls			Read date
		H	S	E	H	S	E	
Job2	• Storage	-	S3	-	-	S1	-	Confirm read
Job1	• Test1	H3	S2	-	H2	S1	-	2023-04-26

Below are examples of a dummy **Chemical instruction & risk assessment** and a dummy **Job procedure** (COSHH compliant Job hazard analysis)

Click on the below pictures to see the full reports.

SDS Inventory Manager in use

SDS Inventory Manager in use

SDS Inventory Manager in use

Seeing is believing!

Please click on the below picture or scan the below QR code with your cell phone and see what your employees will see when they access your next SDS library.

SDS Inventory Manager in use

Do we have a SDS Manager APP for iOS and Android that employees can install to access the SDS library?

Some of our customers are asking if we have an APP their employees can use.

We strongly discourage our customers to rely on installed APPs, which require passwords for login to give access to safety information, as it is unrealistic to expect all employees to have an updated SDS APP always installed on their phones. You do not want your employees to be installing APPs and look for passwords when an accident has occurred.

Offline access to SDS library

If you require offline access to your SDS library, SDS manager allows you to create SDS binders. This is a PDF file that contains all the SDSs you have in your SDS library for a location.

Click on the below image to see example of an SDS binder.

SDS Inventory Manager in use

Unique solution ID: #1101

Author: n/a

Last update: 2024-10-07 15:50