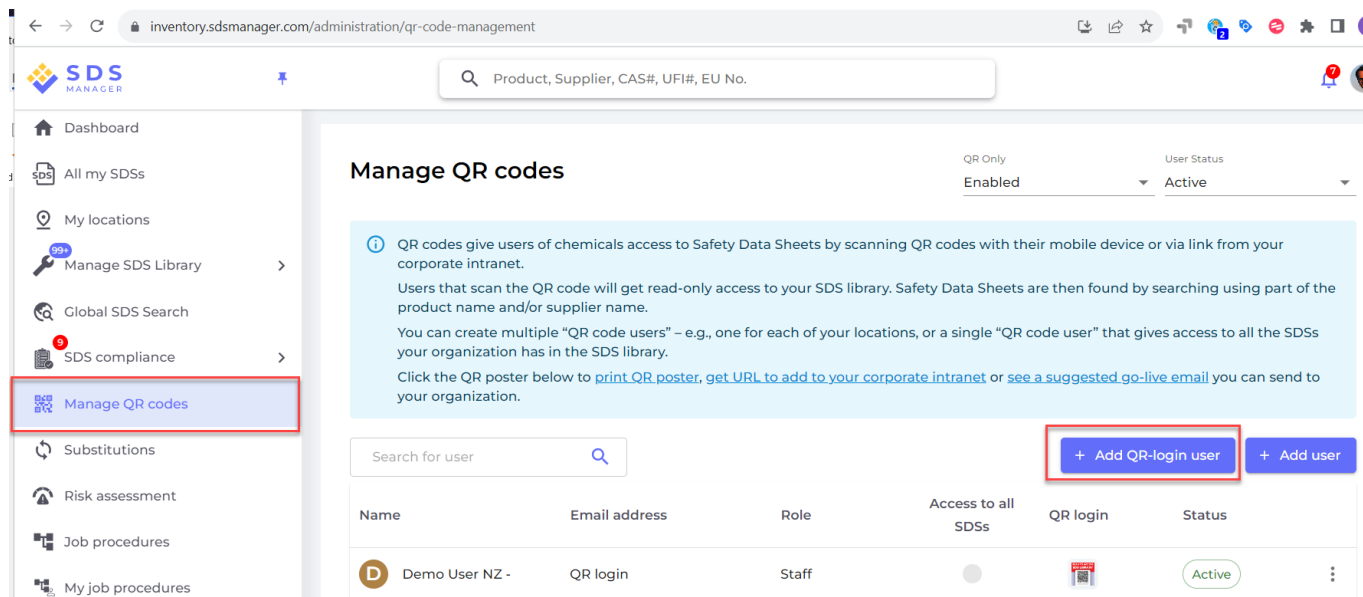


User management and access control

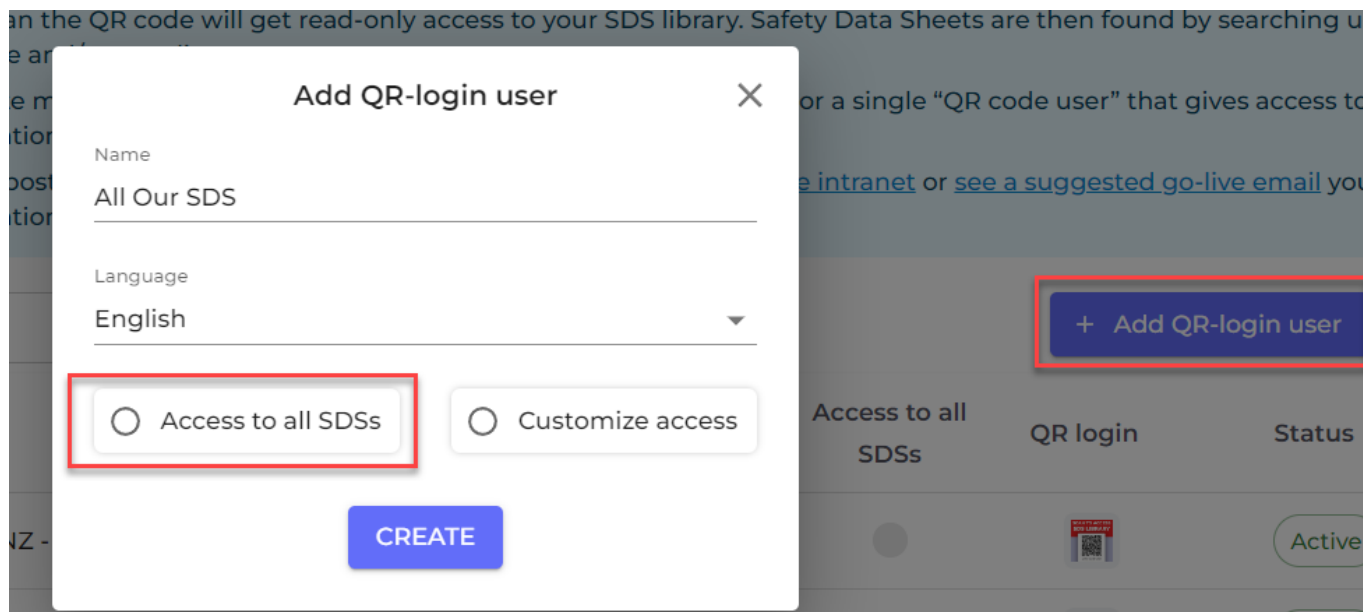
How can our employees access our SDS library By scanning QR Code poster?

A common user for all employees can be created and logged in by a QR code generated by SDS Manager. This user will have 'read-only' access and cannot make any changes to SDS.

To create a QR code user, open [Manage QR codes page \(require login\)](#) and click Add QR login user

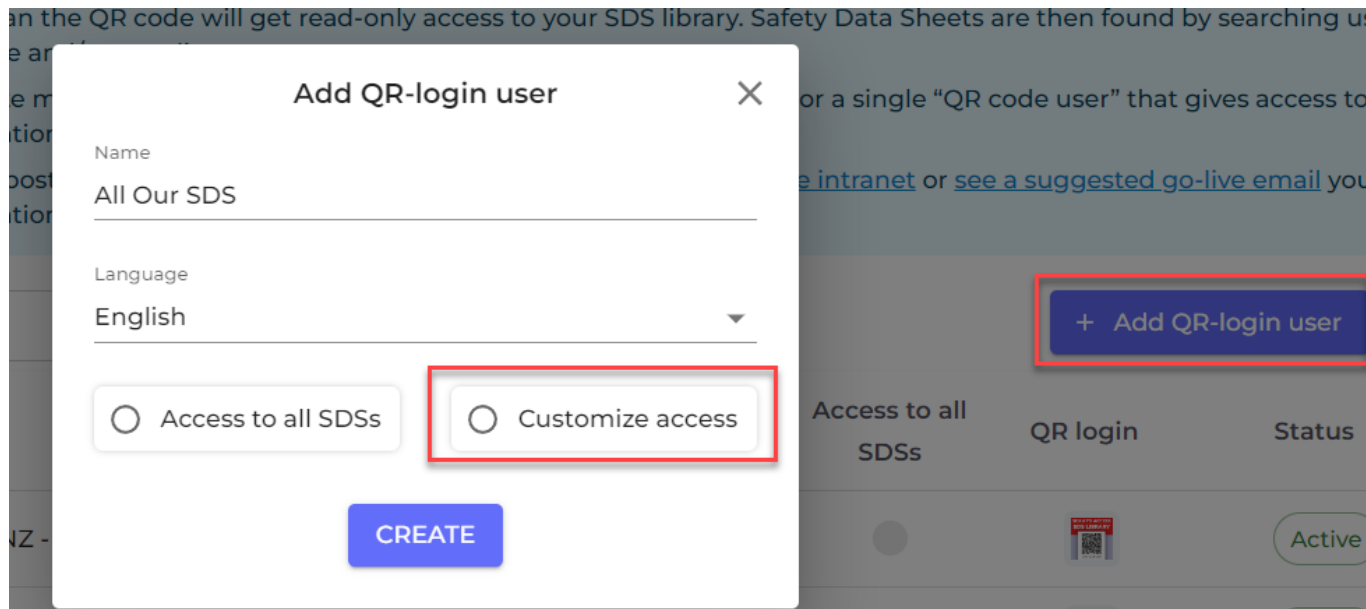


If you want the QR code to give access to all SDSs in your organization, you select "Access to all SDSs"

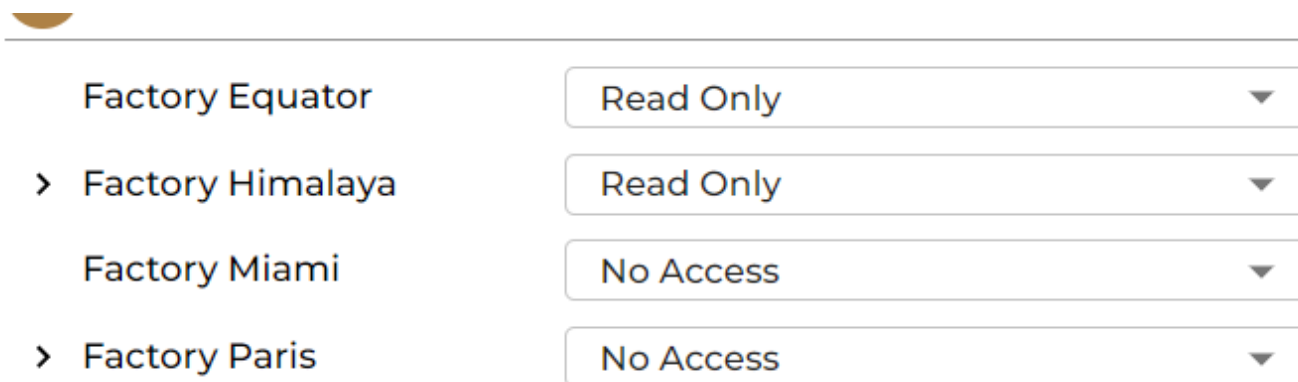


If the QR code should only have access to SDS on some of the SDSs in your company, select "Customize access".

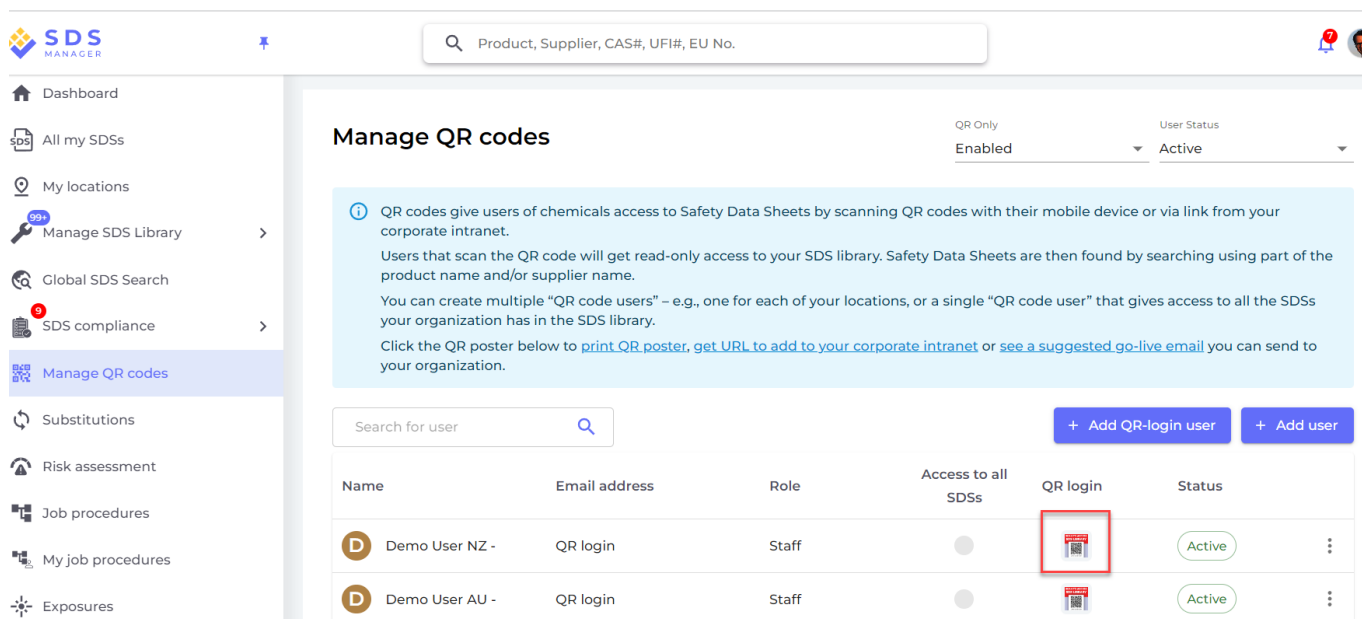
User management and access control



When choosing "Customize access" you will be directed to a page where you can set what locations the QR code should give access to.



Click the QR icon to print the QR code poster or get access to the link you can post on your intranet.



User management and access control

Login QR Code ✕

Please choose a print layout



Scan QR code to access SDS Library



All Our SDS -



SCAN TO ACCESS
SAFETY DATA SHEETS



All Our SDS -


SAFETY INFO

 Preview SDS library for this code

 Print QR code for login

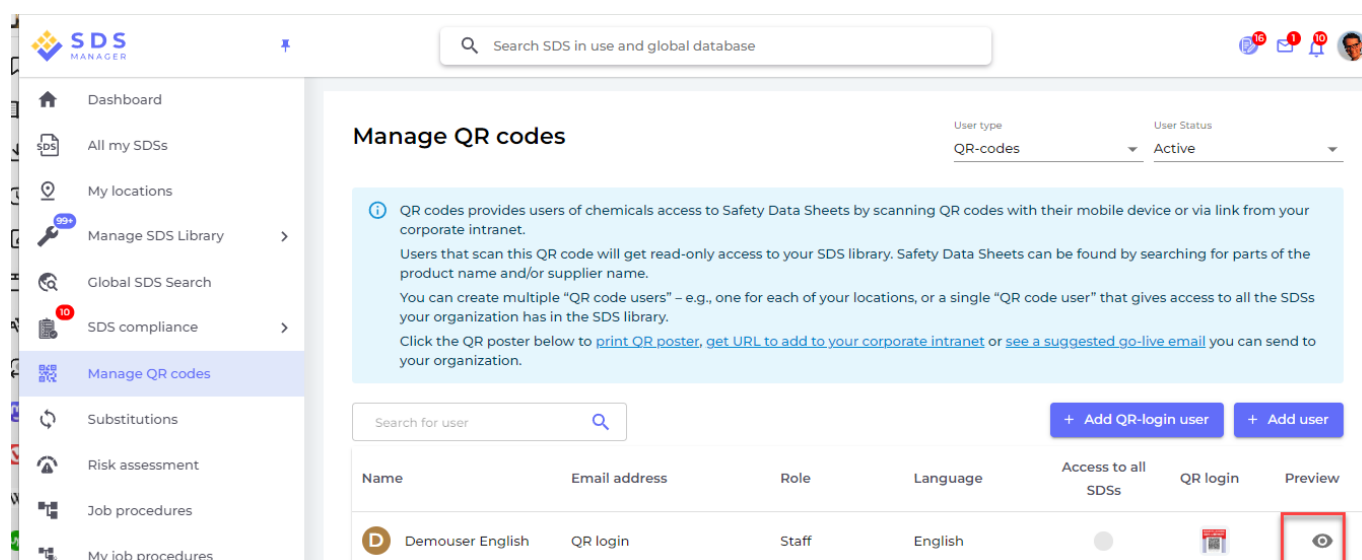
 Copy URL to clipboard

*You can use the URL of the QR code to add a link to the SDS library on your Intranet.




Email access link to your team

Disable QR code login

By clicking the preview icon shown below, a new browser window will open that preview what the users that scan the QR poster will see on their device.



The screenshot shows the 'Manage QR codes' page in the SDS Manager application. The page includes a search bar, a sidebar with navigation options, and a main content area with a table of QR code users. A red box highlights the 'Preview' icon in the table.

Name	Email address	Role	Language	Access to all SDSs	QR login	Preview
 Demouser	English	QR login	Staff	English		

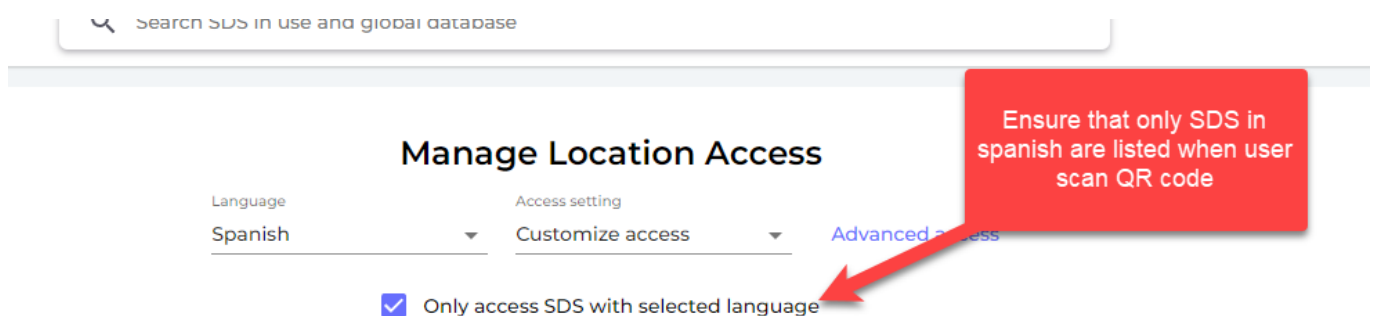
User management and access controll

Multilingual support

You can create QR posters in multiple languages. This way employees speaking e.g. Spanish will access your SDS library with a Spanish GUI



If you add SDS for multiple languages, you can set option on the QR code user that only SDS with same language as set on the QR code user will be shown to users that scan the QR code



Unique solution ID: #1076

Author: n/a

Last update: 2024-09-27 18:04

Page 4 / 4

© 2024 SDS Manager <eb@aston.no> | 2024-12-22 17:32

URL: <https://faq.sdsmanager.com/content/35/293/en/how-can-our-employees-access-our-sds-library-by-scanning-qr-code-poster.html>