





























Daily use

How can I see how many SDSs I have in each location?

Open "My Locations" or "Manage SDS Library" page to see the number of SDSs after each location name.



My locations


Search Location  [+ Add location](#)




| | |
|---------------------|---|
| ▼ Building X (14) |   +  |
| Hazardous Area (30) |  +  |
| ▼ Department Y (4) |  +  |
| MT (10) |  +  |
| Main Lobby (3) |  +  |
| ▼ String Unit (29) |  +  |
| ▼ Lab B (0) |  +  |
| Lab A (8) |  +  |
| Department Z (13) |  +  |
| HSE (9) |  +  |
| RE Department (24) |   +  |
| SUS Department (21) |   +  |

Show archived locations

Daily use

 Manage SDS Library 

 Add location

- Building X (14)
- RE Department (24) 
- SUS Department (21)
-  Building X (14)
-  Department Y (4)
 - MT (10)
- Main Lobby (3)

Unique solution ID: #1041

Author: n/a

Last update: 2024-10-03 15:29