
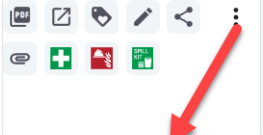





How to keep our SDS library up-to-date

How can I permanently delete a SDS from our library?

You can permanently remove a Safety Data Sheet from your library by first move the SDS to "Archive"

| Product Name ↑ | Signal word | Amount | Pictograms & Controls | Substance hazard H S E | Actions |
|--|-------------|--------|---|---------------------------|---|
| 1039 - Carbenicillin disodium salt X10008 GERBU Biotechnik GmbH 3rd floor | Danger | 0 (qt) |  | H1 S1 E1 |   |
| 112 Brake spray 400 ml AB TUNAP GmbH & Co. KG 2nd floor | Danger | N/A |  | H4 S4 | <ul style="list-style-type: none">Move SDSCreate risk evaluationMove to archiveHide from Non-adminSafety information summaryReplace with new SDSAdd attachment |
| 1,2-Dimethoxyethane Sigma-Aldrich | Danger | N/A |  | H5 S3 | |

Next step is to open your Archive folder.

Click here to [open SDS Manager and access your archived SDSs \(require login\)](#)

In the archive you press button "Permanently delete" on the SDS you want to remove.

How to keep our SDS library up-to-date

Archive

Product, supplier name

| Product Name | Supplier Name | Product Code | Revision date | GHS | Locations | |
|--------------------------------------|------------------------|--------------|---------------|-----|------------------|--|
| 100 % natural processed walnut shell | Agri Empresa LLC | | 2022-09-15 | | Factory Himalaya | Undo Archive Permanently delete |
| 12415 FOAM INS REP CDN 9.5% DEET | Croc Bloc Products Inc | 12415 | 2018-10-31 | | Factory Equator | Undo Archive Permanently delete |

Unique solution ID: #1114

Author: n/a

Last update: 2023-08-12 19:58