
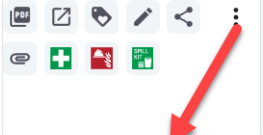




Add SDS to our library

How can I permanently delete a SDS from our library?

You can permanently remove a Safety Data Sheet from your library by first move the SDS to "Archive"

Product Name ↑	Signal word	Amount	Pictograms & Controls	Substance hazard H S E	Actions
1039 - Carbenicillin disodium salt X10008 GERBU Biotechnik GmbH 3rd floor	Danger	0 (qt)		H1 S1 E1	
112 Brake spray 400 ml AB TUNAP GmbH & Co. KG 2nd floor	Danger	N/A		H4 S4	<ul style="list-style-type: none">Move SDSCreate risk evaluationMove to archiveHide from Non-adminSafety information summaryReplace with new SDSAdd attachment
1,2-Dimethoxyethane Sigma-Aldrich	Danger	N/A		H5 S3	

Next step is to open your Archive folder.

Click here to [open SDS Manager and access your archived SDSs \(require login\)](#)

In the archive you press button "Permanently delete" on the SDS you want to remove.

Add SDS to our library



- Dashboard
- All my SDSs
- My locations
- Manage SDS Library >
- Global SDS Search
- SDS compliance** v
- o All Our SDS
- o Archive**
- o SDS where newer version exists
- o Substances with missing SDS

Archive

Product, supplier name



Product Name	Supplier Name	Product Code	Revision date	GHS	Locations	
100 % natural processed walnut shell	Agri Empresa LLC		2022-09-15		Factory Himalaya	Undo Archive Permanently delete
12415 FOAM INS REP CDN 9.5% DEET	Croc Bloc Products Inc	12415	2018-10-31		Factory Equator	Undo Archive Permanently delete

Unique solution ID: #1114

Author: n/a

Last update: 2023-08-12 19:58