

Users and QR code posters

Use enumerated custom field value to control what SDS an QR code poster is linked to

The primary function of a QR code poster (user) is to gain access to SDS linked to a Site/location.

Building A	Read Only
Building B	Read Only
Demo location	
> Factory Miami	
> Factory Paris	

SDS Manager offers an alternative method to link SDS to as QR code poster/user:

The screenshot shows the 'Manage Location Access' interface. At the top, there are settings for 'Language' (English) and 'Access setting' (Customize access). A red box highlights the 'Advanced access' button. Below this, a text block explains: 'Define which Safety Data Sheets this QR code will give access to. You can create multiple QR codes if you have organized your Safety Data Sheets by locations.' Underneath, there is a 'Select user' dropdown set to 'Demouser English' and a 'Building A' dropdown set to 'Read Only'. A modal window titled 'Advanced access' is open, showing 'Custom fields of enumerated type' set to 'Department' and 'Custom field value' set to 'Department South, Department East'. A dropdown menu is open for 'Department South, Department East', showing options: 'Department North' (unchecked), 'Department South' (checked), and 'Department East' (checked). A 'Save' button is visible.





In the above example, we have created an Enumerated custom field named "Department".

On the SDS Detail page, we can select the Department in which the product is used.

Users and QR code posters

Warning PDF

AATREX LIQUID 480
Syngenta Canada Inc

 Health risk rating: 
Safety risk rating: 
Environmental risk rating: 

Approved Approve ▾ Show rows where SDS has no information Review Data

updated by: Erlend Bruvik - 2024-08-31
(Approved for use in ventilated areas only.)

⚠ Only use in ventilated areas

General Information

Product name:	AATREX LIQUID 480
Product Synonyms:	
Product code:	A8566A
Department:	<input type="checkbox"/> Department East <input checked="" type="checkbox"/> Department North <input type="checkbox"/> Department South
Require Eyewash:	
SARA 313:	

When users scan the QR poster, they will get access to all SDSs that are linked to either "Department North" or "Department South"

Unique solution ID: #1164

Author: n/a

Last update: 2024-10-03 08:43