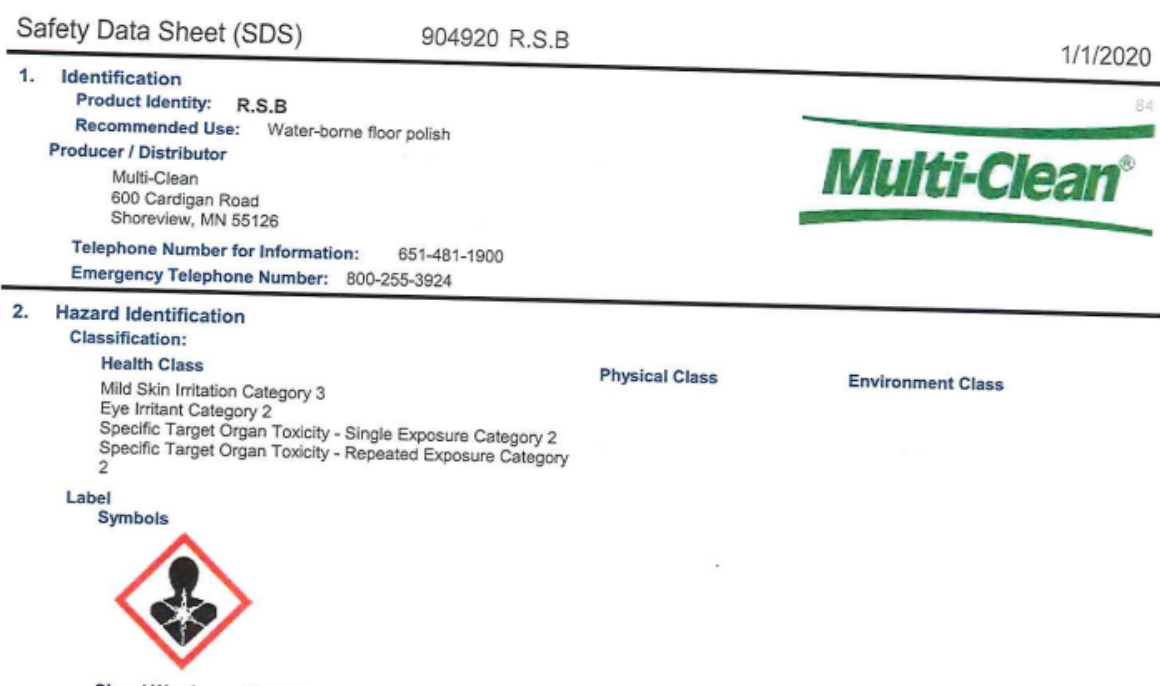


SDS Inventory Manager in use

Troubleshooting PDF Import Failures: Steps to Take

The most frequent reason SDS Manager is failing to import your PDF file is that the PDF is a scan of a printed copy of a Safety Data Sheet. Below is an example of such a SCAN of an SDS:



Safety Data Sheet (SDS) 904920 R.S.B 1/1/2020

1. Identification

Product Identity: R.S.B

Recommended Use: Water-borne floor polish

Producer / Distributor

Multi-Clean

600 Cardigan Road

Shoreview, MN 55126

Telephone Number for Information: 651-481-1900

Emergency Telephone Number: 800-255-3924

2. Hazard Identification

Classification:

Health Class

Mild Skin Irritation Category 3

Eye Irritant Category 2

Specific Target Organ Toxicity - Single Exposure Category 2

Specific Target Organ Toxicity - Repeated Exposure Category 2

Physical Class

Environment Class

Label

Symbols


Signal Word

Warning

In such cases where the PDF only contain the image/picture of the Safety Data Sheet and SDS Manager has not found any text in the pdf file, you will get this message during import:

Upload Status

Uploading and Analyzing

 Multi-Clean_RSB.pdf

No text detected.

FAILED

No text detected in this PDF. The file seems to be a scan of a Safety Data Sheet.
Try the OCR option, or try to get a new version of the SDS file from your supplier.

Try using OCR

Ignore this file

You can try to click the "Try using OCR" option (OCR=Optical Character Recognition). SDS Manager will then convert the image to text and retry the import of the SDS.

If the OCR option fails, you will get the below dialog. This dialog is also shown when the PDF file do contain text, but have a format that is not recognized as a [valid Safety Data Sheet](#).

SDS Inventory Manager in use

Upload Status



Uploading and Analyzing



230-8429.pdf

FAILED.

FAILED

SDS Manager was not able to detect the Safety Data Sheet format in this file.

Options:

OPEN FILE

Ignore this file

Retry import using OCR on file

Add SDS to library with manually entered product information

REQUEST ASSISTANCE FROM THE SDS MANAGER TEAM

[Open import status page](#) [Close](#)

If the file you imported was a scan of a Safety Data Sheet, we recommend that you try to get a better-quality file from your supplier or by searching our database or the internet for it.

Other reasons why SDS Manager fail to import the file can be that the file is protected, that the file does not follow the official GHS guidelines of a safety data sheet or the formatting of the SDS is very unusual – e.g., with formatted with two columns on each page in landscape format.

For the case where it is impossible to get a better version of the Safety Data Sheet, you can still add the Safety Data Sheet to your SDS library by selecting the option "Add SDS to library with manually entered product information".

The minimum information you must enter for "Manually enter product information" is Product name, Supplier name and Revision date of the SDS

SDS Inventory Manager in use

Manually enter product information

Product Name*

Supplier Name*

Revision date*
mm/dd/yyyy

SAVE

CANCEL

If you need to add Signal Word, Hazard statements, pictograms or any other information, you can open the SDS Detail window and do these edits to the Safety Data Sheet.

TEST77
SUP77

Health risk rating:
Safety risk rating:
Environmental risk rating:

1

2

3

4

5

1

2

3

4

5

1

2

3

4

5

☐ Show rows where SDS has no information

☐ Review Data

General Information

Product name: TEST77

Company Information

company name: SUP77

GHS Information

Signal word: 1

Hazard statements + Add 2

Code

Statements

Precautionary statements

Code

Statements

EUH-statements

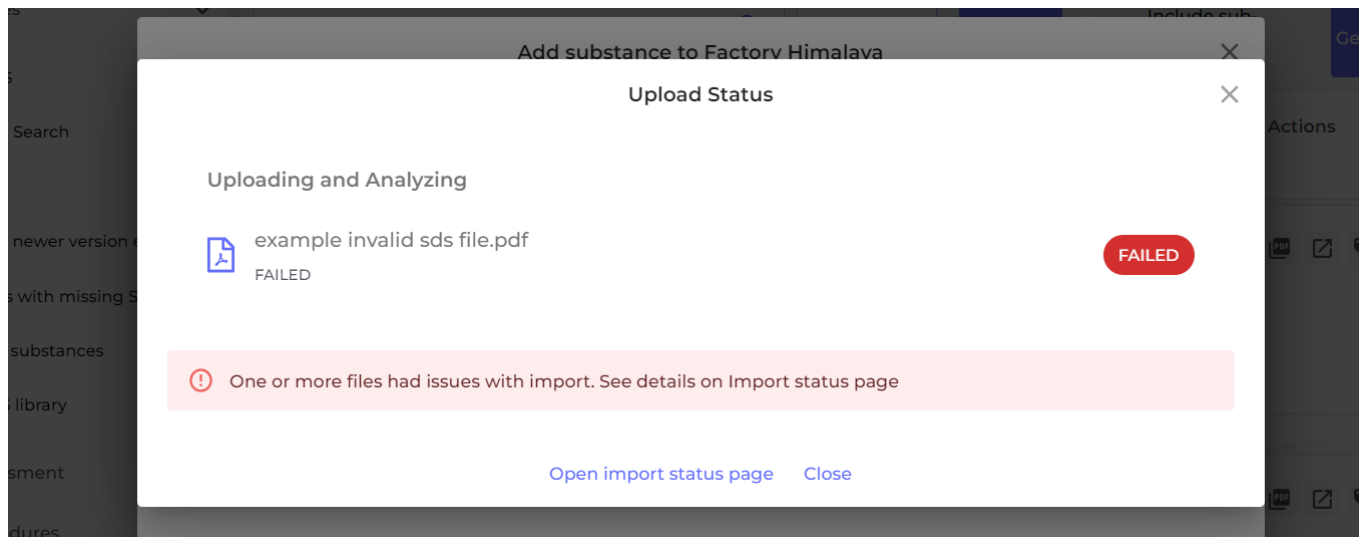
If you are importing a zip file with multiple PDF files inside, you will get the below message when there is a problem with any of the files:

Page 3 / 6

© 2024 SDS Manager <eb@aston.no> | 2024-05-12 21:56

URL: <https://faq.sdsmanager.com/content/26/211/en/troubleshooting-pdf-import-failures-steps-to-take.html>

SDS Inventory Manager in use



In this case you need to open our [Import status page](#) (require login) that list all files that failed.

Import status

Location Filter

Select SDS resolution

All

SDS status

Import failed

☐ View files with IGNORE status

Location	File	No. of SDS	Uploaded date	Status	Actions	Resolution
<input type="checkbox"/> Demo site Eng	sds_15.PDF	2	2022-11-15	Import Failed	<div>1 2 3 4</div> <div> </div>	<div></div> <div></div> <div></div> <div></div>
<input type="checkbox"/> Test Corporation Inc.	Platine_Precision.pdf	0	2022-11-15	Import Failed	<div></div> <div> </div>	<div></div> <div></div> <div></div> <div></div>
<input type="checkbox"/> Cabinet 122	Powdercoat_Midnight_Magic_9_7_2022_EQHsvKH.pdf	0	2022-11-05	Import Failed	<div></div> <div> </div>	<div></div> <div></div> <div></div> <div></div>
<input type="checkbox"/> Cabinet 122	Metal_Copper_Alloy_9_7_2022_PWYk3DY.pdf	0	2022-11-05	Import Failed	<div></div> <div> </div>	<div></div> <div></div> <div></div> <div></div>

You have the following options to handle the files that failed to import:

1. Retry using OCR if the file is a scan of a SDS (i.e., file is a picture of the SDS and does not contain the actual text)
2. Manually enter product information and enter key information from the SDS if you still need to add the file to your SDS library
3. Delete the file and try to import again
4. Use the Replace SDS option where you can search our database or google for the SDS and replace the imported file with another file or SDS. If you get a new SDS from your supplier, you can use this function to upload the file you received.

If you do not know how to handle the situation yet, you can set a status on the file and save it for later handling.

SDS Inventory Manager in use

late

Status

Resolution

Import
Failed

Import
Failed

Successfully
Imported

Force Inserted By
User

Successfully
Imported

Unknown reason - need more investigations

Need to find newer version

Need to contact supplier for new SDS

Waiting for supplier for new SDS

Ignore - imported new SDS covering this product

Ignore - Product no longer in use

Ignore - File is not an SDS

Need more information on how to resolve this

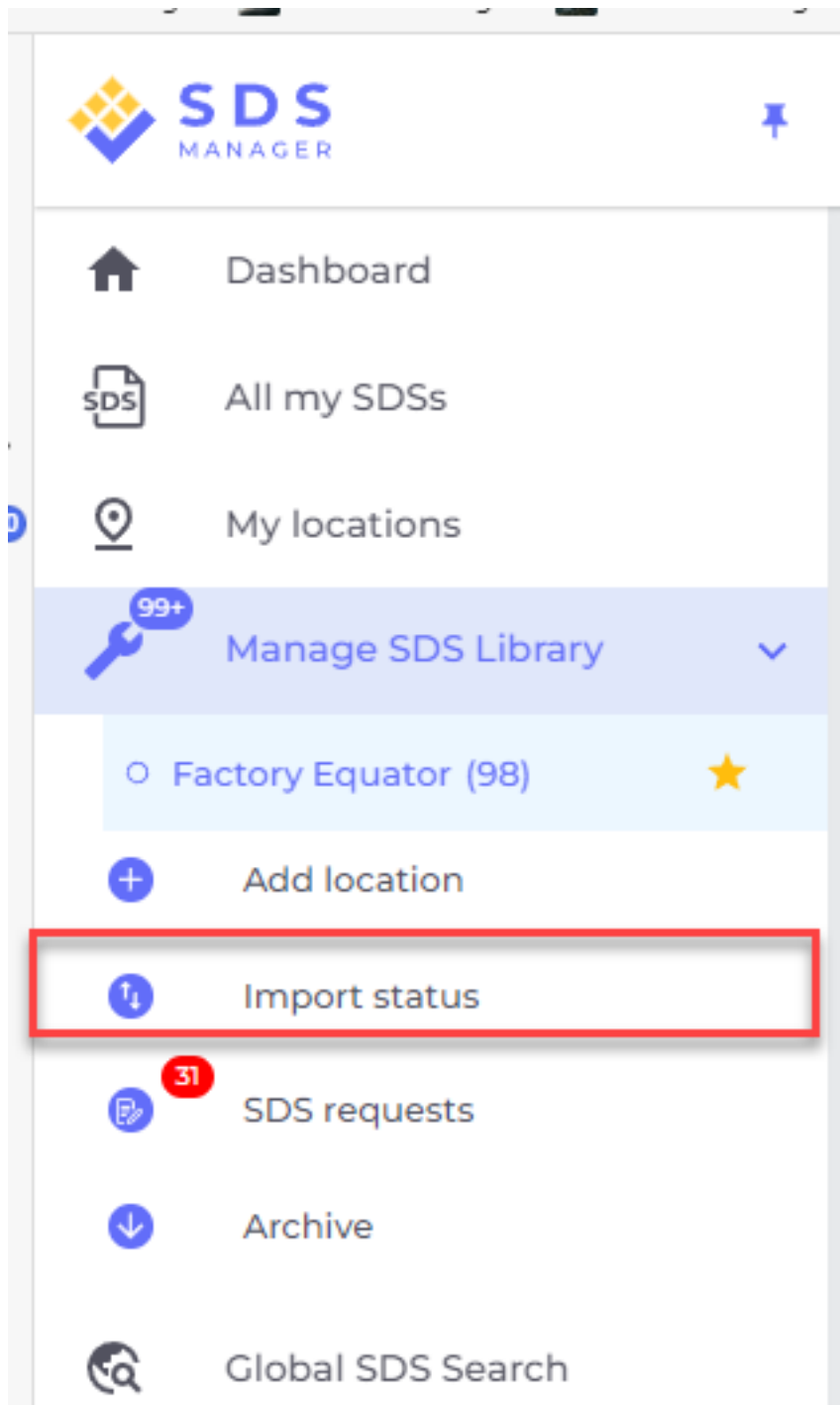
Waiting for XXX to find solution

SDS has outdated format

Other

You can also reach the Import Status page from the menu "Manage SDS Library"

SDS Inventory Manager in use



Unique solution ID: #1035

Author: n/a

Last update: 2024-04-06 09:21