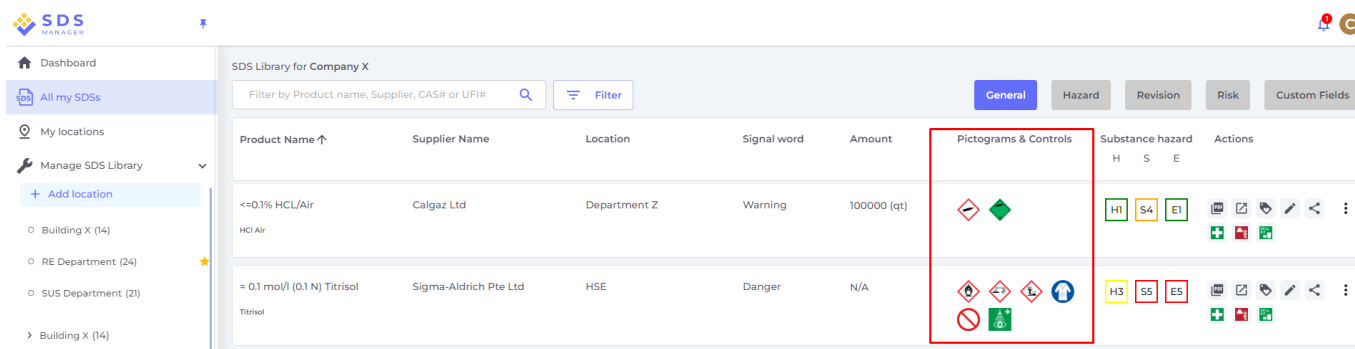


SDS Inventory Manager in use

How can I inform our employees about required PPE and controls?

Each SDS will provide you information on required PPE and controls. SDS Manager can help you extract this information and categorize them.

From 'All my SDSs' or 'Manage SDS Library' page, this information is listed in the 'Pictograms & Control' column.



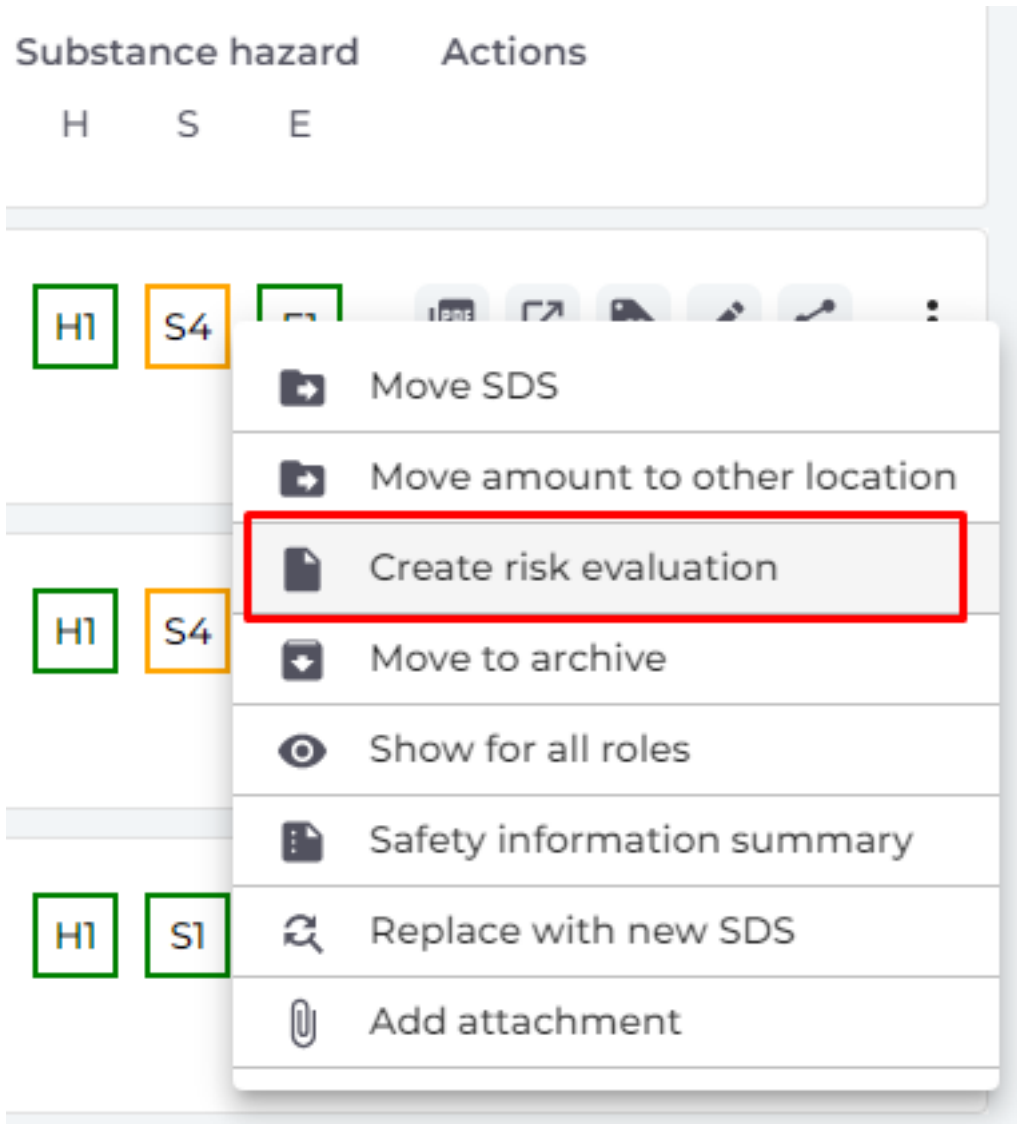
SDS Library for Company X							
Filter by Product name, Supplier, CAS# or UFI#				General Hazard Revision Risk Custom Fields			
Product Name ↑	Supplier Name	Location	Signal word	Amount	Pictograms & Controls	Substance hazard H S E	Actions
<=0.1% HCL/Air HCl Air	Calgaz Ltd	Department Z	Warning	100000 (qt)		H1 S4 E1	
= 0.1 mol/l (0.1 N) Titrisol Titrisol	Sigma-Aldrich Pte Ltd	HSE	Danger	N/A		H3 S2 E2	

If your company requires extra required PPE and controls, you can set up a Risk evaluation for a product/substance.

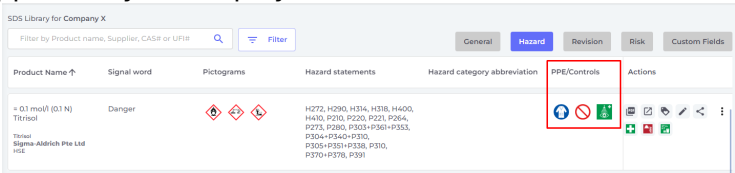
Open 'All my SDSs' or 'Manage SDS Library' page and find the substance.

Click on 'More Actions' icon from the 'Actions' column and choose 'Create risk evaluation'

SDS Inventory Manager in use



When your Risk evaluation is completed and approved, your employees can see them from the



‘PPE/Controls’ column in the ‘Hazard’ tab view.

To inform your employees about how to handle substance(s) when carrying out a task, create a job procedure with the substance(s), then add your employees to the job procedure.

SDS Inventory Manager in use

Once it is approved, your employees will be notified by email and asked to 'Confirm read' from their 'My job procedures' page.

Unique solution ID: #1056

Author: n/a

Last update: 2023-08-12 19:58