

Daily use

How can I track chemical use and disposal and report to EPA

The most efficient method for employees to record usage is to scan QR codes on secondary container labels.

The labels have QR code that allow user to scan and record arrival of new material, usage or disposal.

103743 PEPPERMINT OIL FAR
WEST USA 0026813

Company name: CALLISONS
Signal Word: Warning

Hazard statements


H315: Causes skin irritation ; H317: May cause an allergic skin reaction ; H319: Causes serious eye irritation ; H411: Toxic to aquatic life with long lasting effects ;

Precautionary statements

P261: Avoid breathing dust/fume/gas/mist/vapors/spray. ; P264: Wash ... thoroughly after handling. ; P272: Contaminated work clothing should not be allowed out of the workplace. ; P273: Avoid release to the environment
P280: Wear protective gloves/protective clothing/eye protection/face protection. ; P302+P352: IF ON SKIN: wash with plenty of water. ; P305+P351+P338: IF IN EYES: Rinse cautiously with water for several minutes. Remove contact lenses if present and easy to do - continue rinsing. ; P332+P313: IF SKIN irritation occurs: Get medical advice/attention. ; P337+P313: IF eye irritation persists: Get medical advice/attention. ; P362+P364: Take off contaminated clothing and wash it before reuse. ; P391: Collect spillage. ; P501: Dispose of contents/container to ..



Emergency agency name: CHEMTREC
Emergency agency phone number: 1-800-424-9300


View PDF


Edit Amount

By default Labels to not show QR codes for tracking chemical useage.

To show the QR codes for tracking chemical useage you must enable it on the [Settings page](#) (require login).

Daily use

Settings

SDS Approval functionality



Measurement system

US



Metric

Show chemical tracking QR code on labels. Allow recording chemical usage using QR code




SDS Manager allows tracking of chemical new purchase, usage (1) and disposal (2). Users can also move chemical amounts to another location, typically used when a large container is split into multiple containers for distribution to other locations.

Reports can be made for regulatory reporting based on the recorded information.



Change amount log						
103743 PEPPERMINT OIL FAR WEST USA 0026813						
EB test :						
Create time	Change type	From	To	Amount	Comment	Performed by
10:41 09-12-2022	Record disposal 2			-1.0 (gals)	Disposed to XXXX facility because of YYYY	Erlend
10:40 09-12-2022	Record move 3	Givaudan	EB test	-2.0 (gals)	Move to new location for XXXXXX	Erlend
10:40 09-12-2022	Record usage 1			-2.0 (gals)	Production order #123	Erlend
10:39 09-12-2022	Record new arrival			+10.0 (gals)	New purchase	Erlend
10:39 09-12-2022	Initial amount			+1.0 (gals)	Initial amount	Erlend














On [Report for substance us and disposal](#) (require login) you can generate reports for selected periods for use and disposal of chemicals.

Daily use




Product, Supplier, CAS#, UFI#, EU No.






Report for substance use and disposal




Start date
01/01/2023



End date
30/09/2023

☒ Group by substance

 Excel Report

Substance: 1039 - Carbenicillin disodium salt

Location	Product Name	Supplier Name	Measurement scale	Amount stored start of period	Amount stored end of period	Amount used	Amount disposed of period	Substance environmental hazard
3rd floor	1039 - Carbenicillin disodium salt	GERBU Biotechnik GmbH	l	0	8.464	0	0.95	E1
Sum			l	0	8.464	0	0.95	

Substance: 209 Floor Mud

Location	Product Name	Supplier Name	Measurement scale	Amount stored start of period	Amount stored end of period	Amount used	Amount disposed of period	Substance environmental hazard
Demo site CA	209 Floor Mud	LATICRETE International	l	0	6	5	0	E1
Sum			l	0	6	5	0	

Unique solution ID: #1044

Author: n/a

Last update: 2024-05-14 11:41