



How can I permanently delete a SDS from our library?


Product Name ↑	Signal word	Amount	Pictograms & Controls	Substance hazard H S E	Actions
1039 - Carbenicillin disodium salt X10008 GERBU Biotechnik GmbH 3rd floor	Danger	0 (qt)		H1 S1 E1	
112 Brake spray 400 ml AB TUNAP GmbH & Co. KG 2nd floor	Danger	N/A		H4 S4	
1,2-Dimethoxyethane Sigma-Aldrich	Danger	N/A		H5 S3	


Click here to [open SDS Manager and access your archived SDSs \(require login\)](#)


In the archive you press button "Permanently delete" on the SDS you want to remove.


Daily use





 Dashboard

 All my SDSs

 My locations

 Manage SDS Library >

 Global SDS Search

 SDS compliance ▾


All Our SDS



Archive

SDS where newer version exists

Substances with missing SDS

Archive

Product, supplier name 

Product Name	Supplier Name	Product Code	Revision date	GHS	Locations	
100 % natural processed walnut shell	Agri Empresa LLC		2022-09-15		Factory Himalaya	<div>Undo Archive</div> <div>Permanently delete</div>
12415 FOAM INS REP CDN 9.5% DEET	Croc Bloc Products Inc	12415	2018-10-31	 	Factory Equator	<div>Undo Archive</div> <div>Permanently delete</div>

Unique solution ID: #1114

Author: n/a

Last update: 2023-08-12 19:58