


How can I permanently delete a SDS from our library?

Product Name ↑	Signal word	Amount	Pictograms & Controls	Substance hazard H S E	Actions
1039 - Carbenicillin disodium salt X10008 GERBU Biotechnik GmbH 3rd floor	Danger	0 (qt)		H1 S1 E1	
112 Brake spray 400 ml AB TUNAP GmbH & Co. KG 2nd floor	Danger	N/A		H4 S4	<div> Move SDS Create risk evaluation Move to archive Hide from Non-admin Safety information summary Replace with new SDS Add attachment </div>
1,2-Dimethoxyethane Sigma-Aldrich	Danger	N/A		H5 S3	

Click here to [open SDS Manager and access your archived SDSs \(require login\)](#)

In the archive you press button "Permanently delete" on the SDS you want to remove.

How to keep our SDS library up-to-date



Dashboard

All my SDSs

My locations

Manage SDS Library

Global SDS Search

SDS compliance

All Our SDSs



Archive

SDS where newer version exists

Substances with missing SDS

Archive

Product, supplier name

Product Name	Supplier Name	Product Code	Revision date	GHS	Locations	
100 % natural processed walnut shell	Agri Empresa LLC		2022-09-15		Factory Himalaya	<div>Undo Archive</div> <div>Permanently delete</div>
12415 FOAM INS REP CDN 9.5% DEET	Croc Bloc Products Inc	12415	2018-10-31	<div> </div>	Factory Equator	<div>Undo Archive</div> <div>Permanently delete</div>

Unique solution ID: #1114

Author: n/a

Last update: 2023-08-12 19:58